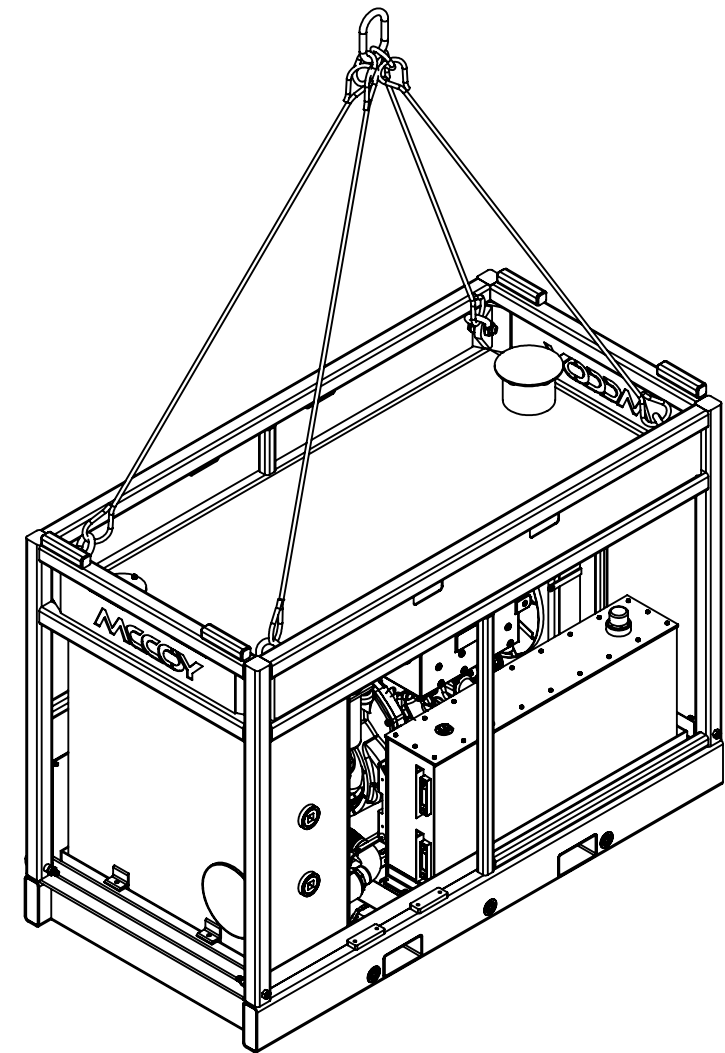
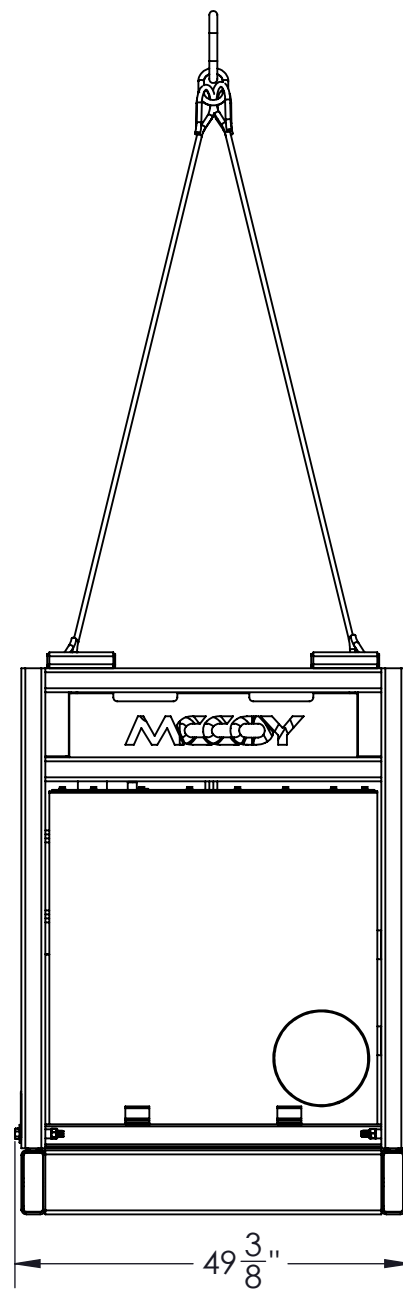
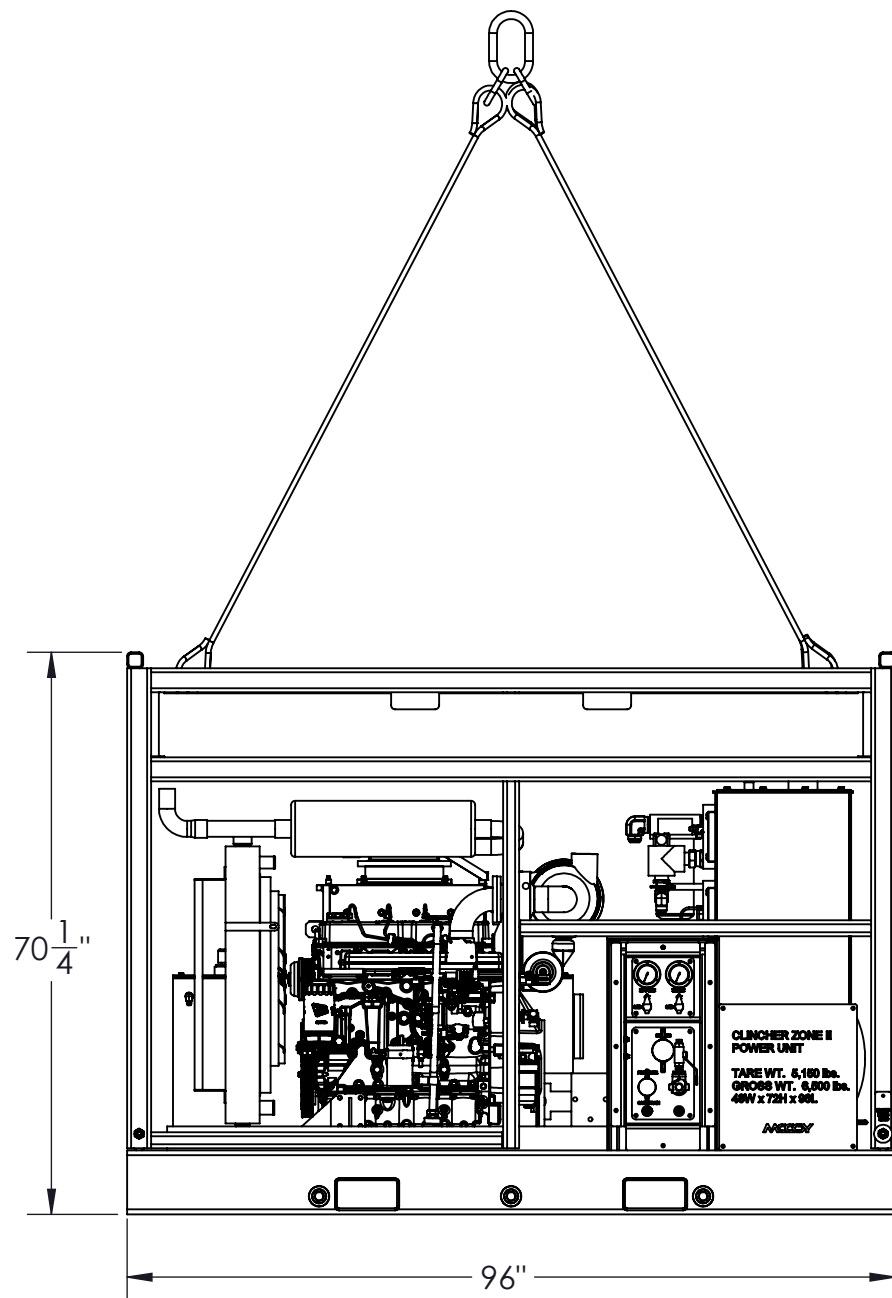


DPU444-04 SPECIFICATIONS	
MAXIMUM OPERATING PRESSURE	3000 PSI / 207 BAR
MAXIMUM DIESEL ENGINE OUTPUT	75 HP
MAXIMUM HYDRAULIC FLOW	60 GPM / 227 LPM
HYDRAULIC RESERVOIR CAPACITY	130 GALLON / 132.4 L
FUEL TANK CAPACITY	42 GALLON / 159 L
STARTER TYPE	AIR START
OIL REQUIREMENT	AW-68
SPECIAL FEATURES	COOLER
	ATEX ZONE II
	2 STAGE GEAR PUMP



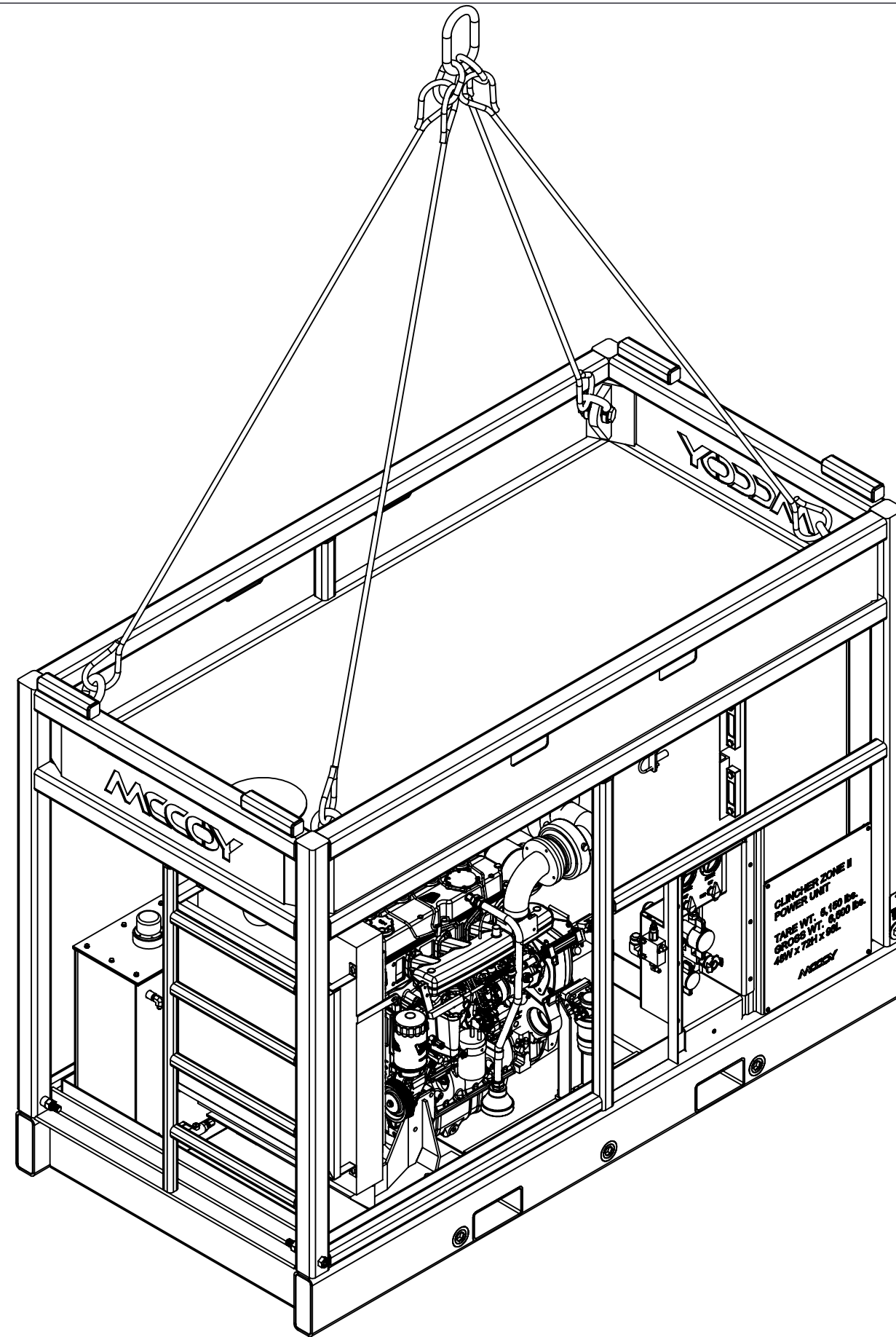
RELEASED FOR PRODUCTION

REVISIONS				
REVISION	ECO NUMBER	ECO DESCRIPTION	ECO COMPLETED BY	ECO COMPLETED DATE
B	15-0146	UPDATED MODEL TO SHOW SUBCOMPONENT REVS	RCENAC	8/4/2015
C	17-0101	ADD (2) ASR115-6-5; ADD GA SPECIFICATION SHEET	M.BUDDEN	5/5/2017

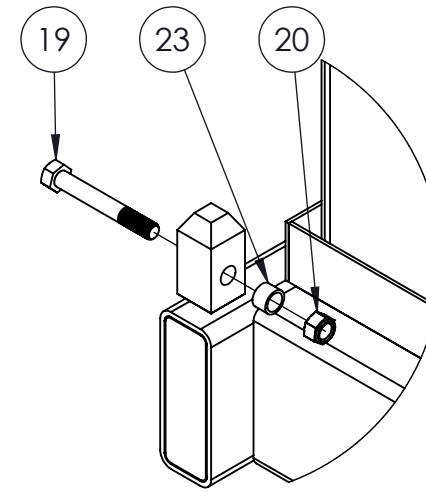
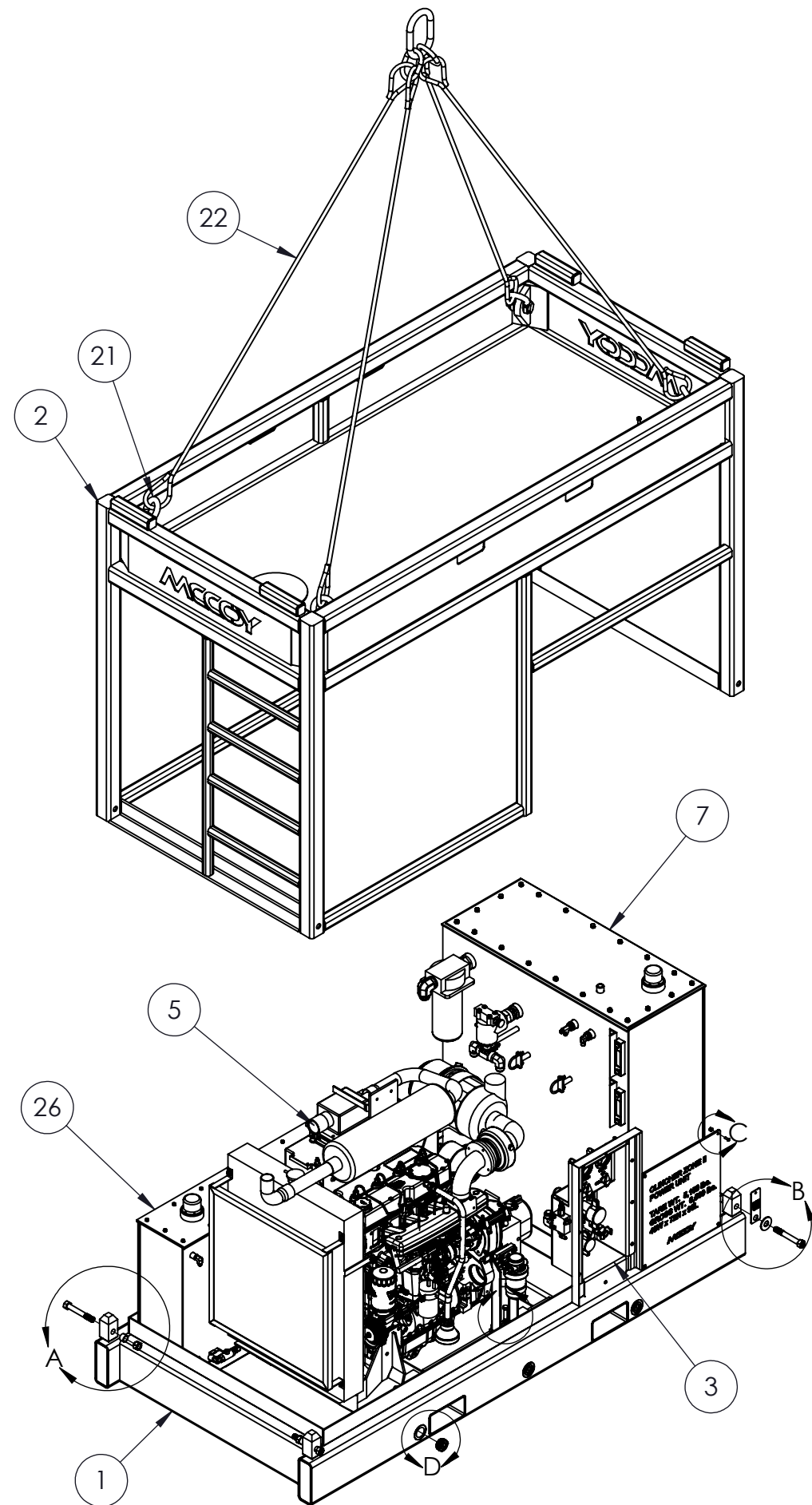
UNLESS OTHERWISE SPECIFIED:		PROPRIETARY STATEMENT THIS DOCUMENT IS THE PROPERTY OF MCCOY CORPORATION AND IS CONSIDERED CONFIDENTIAL. THIS INFORMATION MAY NOT BE USED, DISCLOSED, COPIED, OR REPRODUCED IN ANY FORM, WITHOUT THE EXPRESS WRITTEN CONSENT OF MCCOY CORPORATION.		MCCOY GLOBAL DESCRIPTION ASSEMBLY, POWER UNIT, DIESEL, 4 CYLINDER, ATEX ZONE II, WITH COOLER		
1. DIMENSIONS ARE IN INCHES	2. TOLERANCES: ANGULAR ± 1° FRACTIONAL ± 1/16 TWO PLACE DECIMAL ± 0.02 THREE PLACE DECIMAL ± 0.005	3. IDENTIFY P/N & MAIL P.O. USING 1/8 TO 1/4 ETCHED LETTERS; DENOTED BY "X"	4. REMOVE BURRS & SHARP EDGES WITH 1/64x45° MAX			
5. MACHINED FILET RADII SHALL BE 1/32	6. FINAL SURFACE ROUGHNESS AVG. (Ra) SHALL BE ≤ 250 MICROINCHES	7. DIMENSIONS IN PARENTHESES ARE CRITICAL DIMENSIONS; 100% INSPECTION REQUIRED	8. A TRIANGLE DENOTES A REVISION	DRAWN J.KELLY 02/26/2015 CHECKED M.BUDDEN APPROVED M.BUDDEN THIRD ANGLE PROJECTION	SIZE PART NO. B DPU444-04 MATERIAL N/A	REV C SHEET 1 OF 4

ITEM	QTY	P/N	DESCRIPTION
1	1	DPU44001-01	WELDMENT, SKID, POWER UNIT
2	1	DPU44002-01	WELDMENT, CAGE, POWER UNIT, DIESEL, ZONE II
3	1	DPU44006-01	ASSEMBLY, BULKHEAD
4	1	DPU44014	PLATE, SPECIFICATIONS
5	1	DPU44000	ASSEMBLY, DIESEL ENGINE, 75 HP ATEX/EX/DNV
6	1	DPU44027	CAP, HYDRAULIC FILL ACCESS
7	1	HRES-140-02	ASSEMBLY, RESERVOIR, 140 GALLON
8	6	1612	PLUG, 1 1/2" NPT
9	1	BVAL-2500S-4321	VALVE, BALL, 2 1/2" SAE
10	1	SBE-25HB-25SM-11	FITTING, 2 1/2 HOSE BARB X 2 1/2, CODE 61 FLANGE ADAPTER, 90 DEG
11	1	40SFO	FLANGE, SPLIT, 2 1/2", CODE 61
12	4	1103	LOCKWASHER, 1/2
13	4	1112-A	SCREW, HEX, 1/2 - 13, 2, STEEL, GR08
14	4	100	NUT, HEX, 1/4-20, GR8
15	4	SST-08	SCREW, BUTTON HEAD, 1/4-20/ 3/4
16	4	1027	WASHER, LOCK, 3/8, STEEL
17	4	1024	NUT, HEX, 3/8 - 16, STEEL, GR08
18	4	1047	SCREW, HEX, 3/8 - 16, 1, GR08
19	4	1312-9	BOLT, GRADE 9, 3/4-10 X 2 1/4"
20	4	1167	NUT, NYLOCK, 3/4-10, STEEL, GR8, ZINC
21	4	G-2130-1019533	SHACKLE, 6-1/2, TON, CROSBY G-2130
22	1	1002354	ASSEMBLY, SLING
23	4	1002355	SPACER
24	1	1002368	TAG, GROUND
25	1	1262	WASHER, FLAT, 7/8
26	1	DT-50G-A-01	ASSEMBLY, DIESEL TANK, 50 GALLON
27	2	ASR115-6-5	FUEL HOSE, 3/8 X 5FT

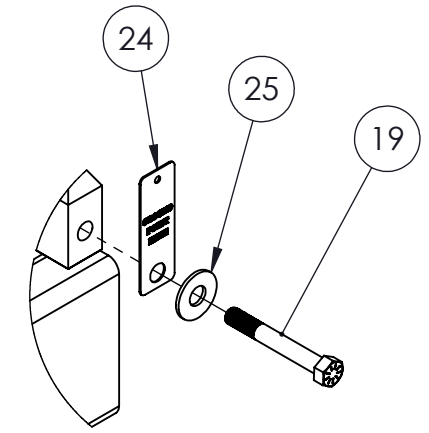
△ C



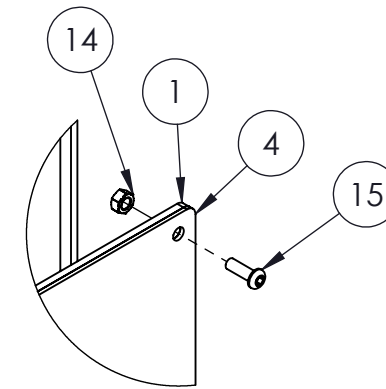
DESCRIPTION			
ASSEMBLY, POWER UNIT, DIESEL, 4 CYLINDER, ATEX ZONE II, WITH COOLER			
SIZE	PART NO.		REV
B	DPU444-04		C
MATERIAL		N/A	SHEET 2 OF 4



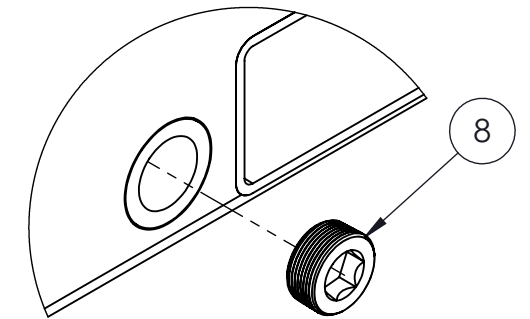
DETAIL A
SCALE 1 : 8



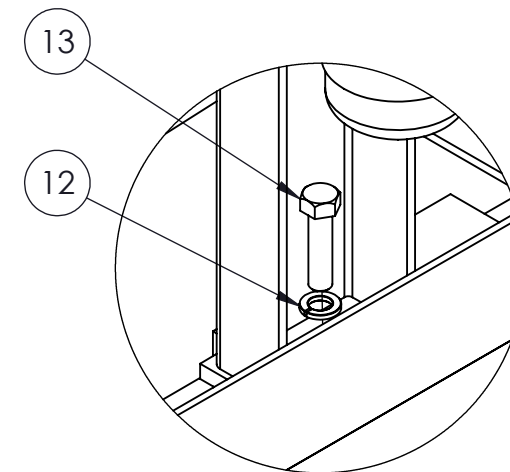
DETAIL B
SCALE 1 : 8



DETAIL C
SCALE 1 : 4

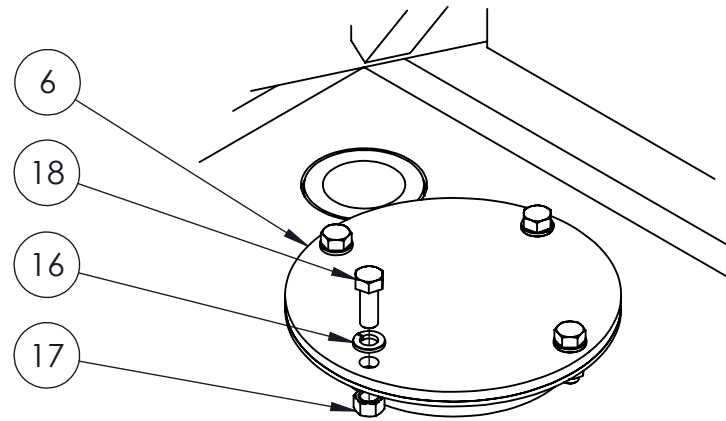
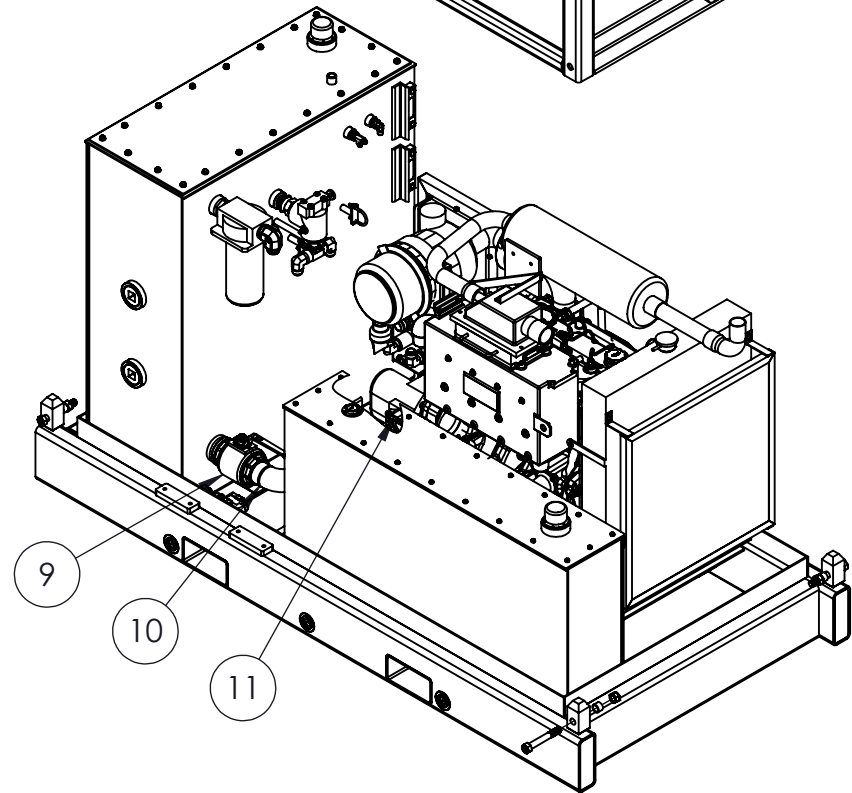
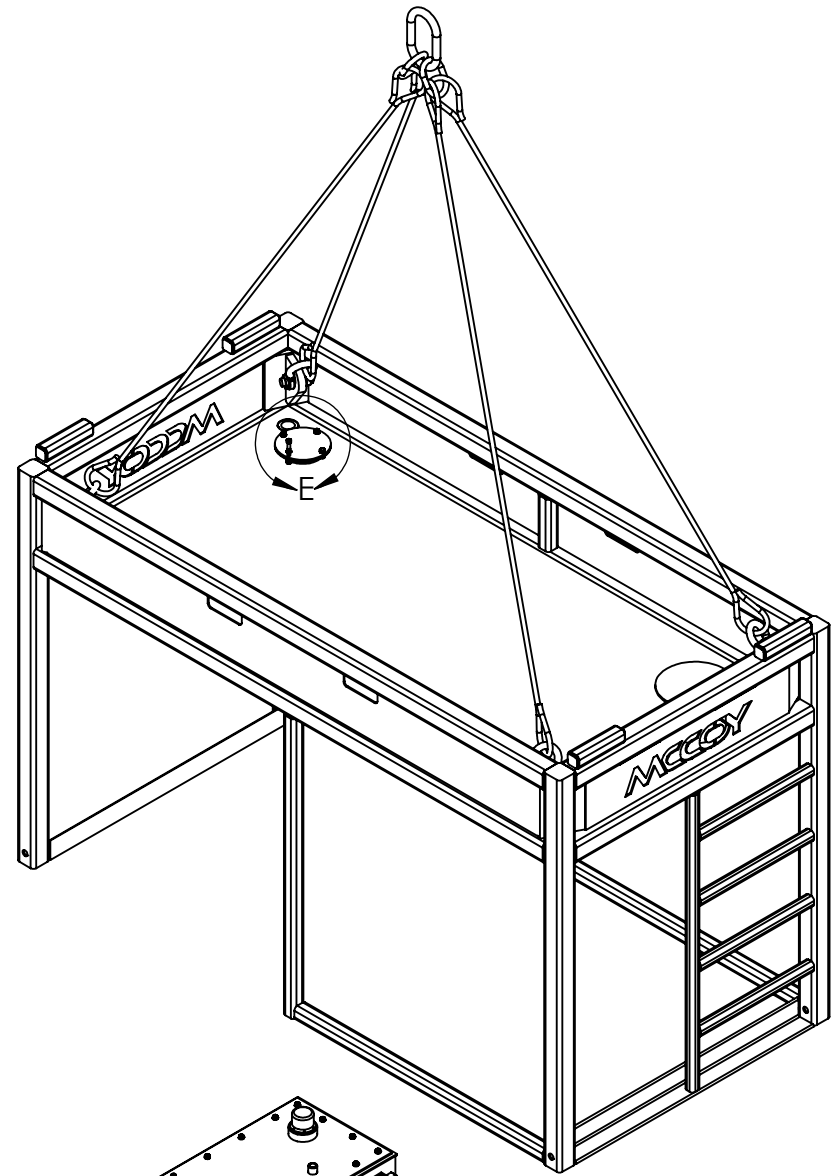


DETAIL D
SCALE 1 : 4



DETAIL F
SCALE 1 : 4

DESCRIPTION			
ASSEMBLY, POWER UNIT, DIESEL, 4 CYLINDER, ATEX ZONE II, WITH COOLER			
SIZE	PART NO.	REV	
B	DPU444-04	C	
MATERIAL	N/A	SHEET 3 OF 4	



DETAIL E
SCALE 1 : 4

DESCRIPTION		
	ASSEMBLY, POWER UNIT, DIESEL, 4 CYLINDER, ATEX ZONE II, WITH COOLER	
SIZE B	PART NO. DPU444-04	REV C
MATERIAL	N/A	SHEET 4 OF 4