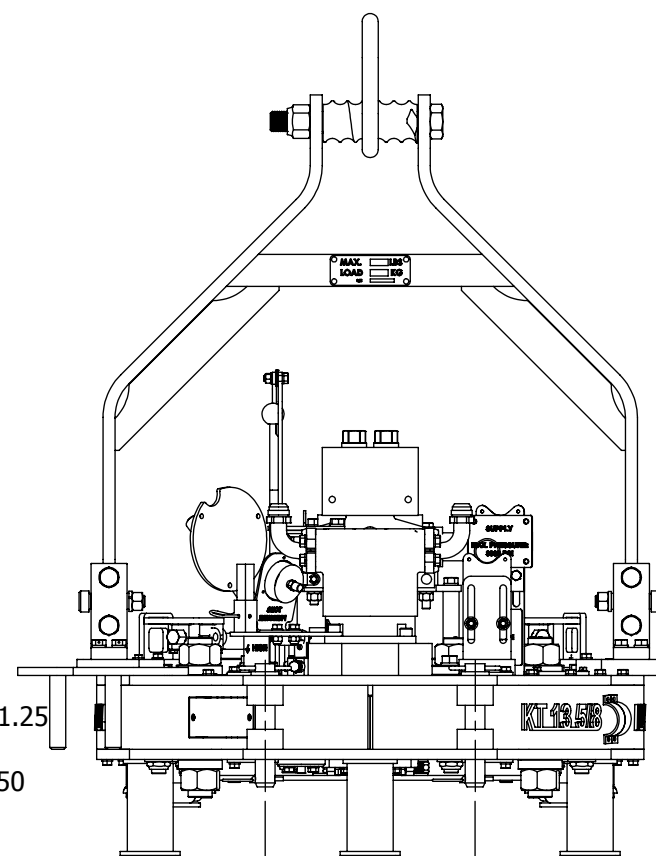
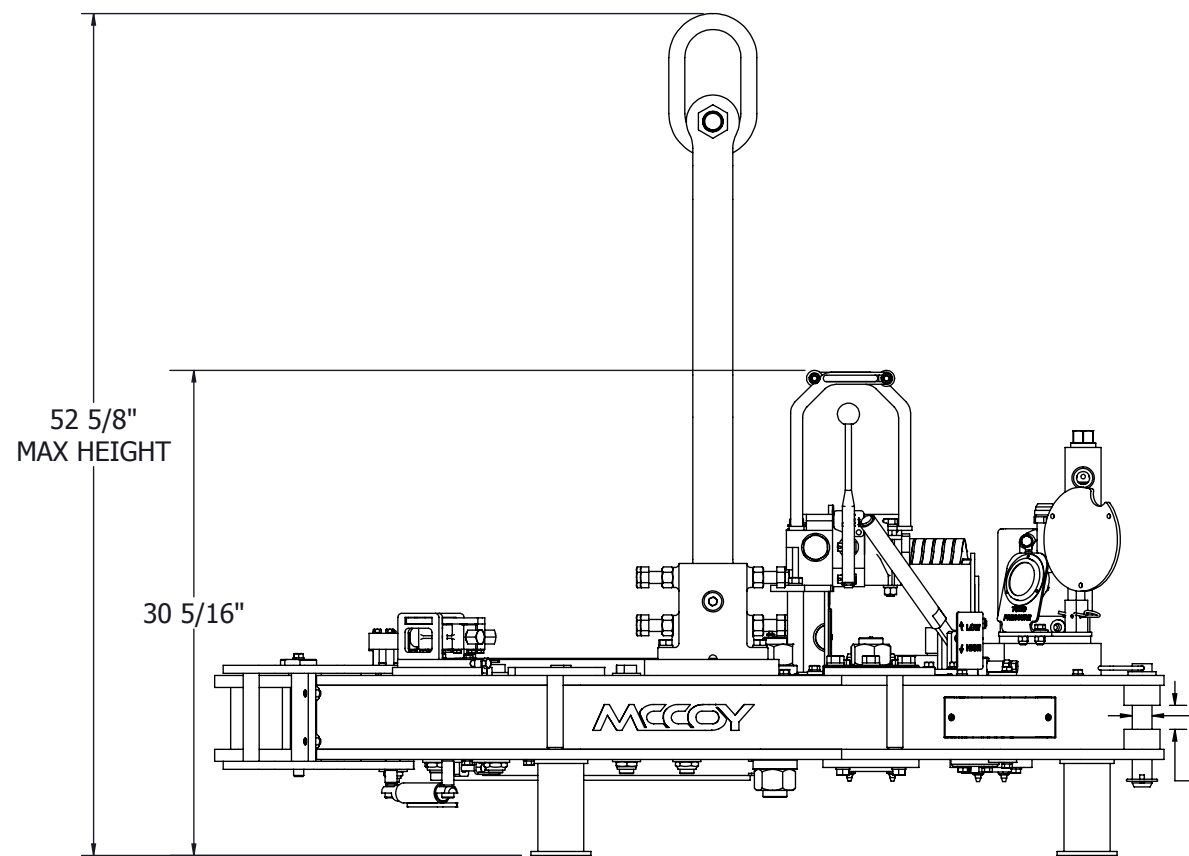


TONG SPECIFICATION		
MAX TORQUE (FT · LBS/N · M)	35,000	47,460
ARM LENGTH (INCH/CM)	36.0	91.4
MASS (LBS/KG)	1,600	726
TORQUE (FT · LBS/N · M, ESTIMATED)		
AT PRESSURE (PSI/BAR):	2,500	172
Hi/Full	7,000	9,492
Lo/Full	35,000	47,460
SPEED (RPM, ESTIMATED)		
AT FLOW RATE (GPM/LPM):	60	227
Hi/Full		45.6
Lo/Full		9.1



RELEASED FOR PRODUCTION

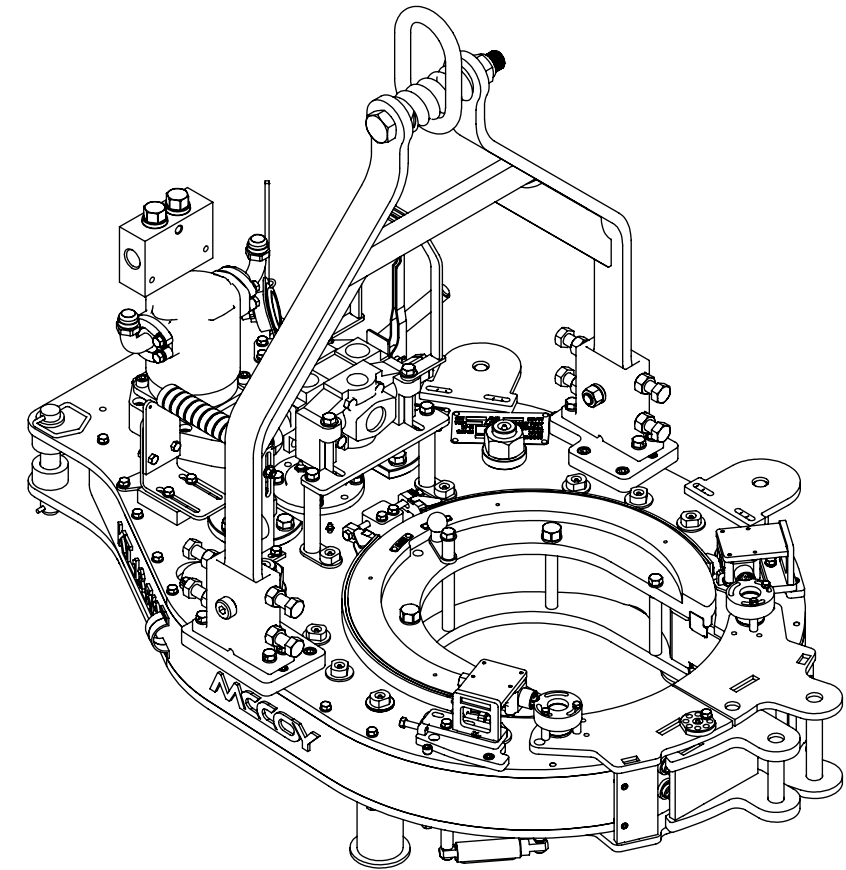
REVISIONS				
REVISION	ECO NUMBER	ECO DESCRIPTION	ECO COMPLETED BY	ECO COMPLETED DATE
4	002272	REMOVED 101-1742-CE(X1), 02-0516(X1), 1053-1-H(X1), 1053-C-1L(X4), 101-1361(X1), 101-1364(X1), 1053-C-1C(X2), 101-6221(X4), 101-6080(X4) & CE-HANDLE-1(X1), ADDED 1016860(X1) & 101-6861(X1), ARMLENGTH 36.0" WAS 36.6"	SP	04/10/2014
A	ECN16-0157	REMOVED 101-6122(X1), ADDED CE-PRESSUREMNT(X1), 1500-09-03A (X1), 101-8087 (X1)	S. PANCHAL	07/22/2016
B	ECN16-0235	ADDED ORIFICE 1429-512-01, CHECK VALVE 02-9022, ORB PLUG 10-9001 AND REPLACED PRESSURE RELIEF 10-0062 WITH 10-0084	T.YIMER	11/04/2016
C	ECN17-0132	REPLACED 1500-09-04A WITH 101-9251, CE-PRESSUREMNT WITH 1483-500-00-07 AND UPDATED FASTENERS	T.YIMER	06/21/2017
-	N/A	REMOVED TABLE	R. HENRY	1/18/2018

UNLESS OTHERWISE SPECIFIED:		PROPRIETARY STATEMENT		DESCRIPTION	
1. DIMENSIONS ARE IN INCHES	2. TOLERANCES:	THIS DOCUMENT IS THE PROPERTY OF MCCOY CORPORATION AND IS CONSIDERED CONFIDENTIAL. THIS INFORMATION MAY NOT BE USED, DISCLOSED, COPIED, OR REPRODUCED IN ANY FORM, WITHOUT THE EXPRESS WRITTEN CONSENT OF MCCOY CORPORATION.			
ANGULAR ± .1°	FRACTIONAL ± 1/16	DRAWN	MRM	5/19/2010	ASSEMBLY, TONG, 13625-35K, TO, NO BU
TWO PLACE DECIMAL ± 0.02	THREE PLACE DECIMAL ± 0.005	CHECKED	DX	5/22/2010	
3. IDENTIFY P/N & MAIL P.O. USING 1/8 TO 1/4 ETCHED LETTERS, DENOTED BY "X"	4. REMOVE BURRS & SHARP EDGES WITH 1/64x45° MAX	APPROVED	DX	5/22/2010	
5. MACHINED FILET RADI SHALL BE 1/32	6. FINAL SURFACE ROUGHNESS AVG. (Ra) SHALL BE ≤ 250 MICROINCHES	THIRD ANGLE PROJECTION		WEIGHT	1496.30 LBS.
7. DENOTES CRITICAL DIMENSION: 100% INSPECTION REQUIRED	8. A TRIANGLE DENOTES A REVISION			MATERIAL	N/A
9. INTERPRET DRAWING PER ASME Y14.5-2009					



SIZE	B	REV	C
PART NO.	80-0931-1		
SHEET 1 OF 2			

ITEM	QTY	P/N	DESCRIPTION	MATERIAL
1	2	02-9217	FITTING, 1-1/4", SPLIT FLANGE KIT	N/A
2	3	997-D8-160A	WELDMENT, LEG	N/A
3	1	DVA35-M	ASSEMBLY, DVA35 VALVE	N/A
4	2	101-0011	WELDMENT, MOUNT, HYDRAULIC	N/A
5	2	02-0225	ASSEMBLY, PIN, HITCH, 1 1/4, 6 1/4	*
6	1	1050-C-175	ASSEMBLY, SUPPORT, COUPLING	N/A
7	1	101-0071	ASSEMBLY, SUPPORT, HYDRAULIC	N/A
8	1	997-150	MOUNT, MOTOR, HYDRAULIC	STEEL, 44W
9	1	101-0727	MANIFOLD, HYDRAULIC, SAFETY DOOR	DURABAR
10	2	101-1268	PIN, ROLLER, BODY	STEEL, 4140 HTSR
11	4	101-1266	PIN, ROLLER, BODY	STEEL, 4140 HTSR
12	1	101-0021	HYDRAULIC SUPPORT MOUNT BLOCK	Steel, 44W
13	4	997-03	PLATE, COVER, HOLE	Steel, 44W
14	1	997-A10-149	MOTOR GEAR KEYED SHAFT	Steel, 9310
15	1	87-0112	MOTOR, HYDRAULIC, RINEER 15-15 (CID)	*
16	2	08-1625	CARTRIDGE, PILOT TO OPEN CHECK, LKHCXDN	N/A
17	1	08-9062	VALVE, FLOW CONTROL	Steel, 44W
18	1	02-0981	PIN, HITCH 0.148 X 2.938	N/A
19	1	02-0006	GREASE FITTING 1/8 NPT 45 DEG SAME AS 1002-E	N/A
20	7	02-0097	FITTING, GREASE, 1/4-28	BRASS
21	2	02-9216	FITTING, FLANGE ELBOW #20 (1 1/4")/JIC 1"	Galvanized Steel
22	1	02-0245	GAUGE, PRESSURE, FLANGE	N/A
23	1	101-5589	INLET TAG	Stainless Steel
24	1	101-5588	OUTLET TAG	Stainless Steel
25	2	02-E0186	STAINLESS PIPE CLAMP (1")	Steel, 44W
26	1	02-E0187	1 1/4"	Steel, 44W
27	2	02-E0199	1"	Steel, 44W
28	1	02-E0204	WRAP, SPIRAL, OD 1.60" X ID 1.40"	N/A
29	1	101-6861	WELDMENT, VALVE GUARD	N/A
30	1	101-6860	WELDMENT, VALVE GUARD	N/A
31	2	09-1048	BOLT, HEX, 3/8-16, 1 1/4, GR 8, ZINC, FULLY THREADED	
32	2	09-5806	NUT, HEX, 3/8-16, STEEL, GR 8, ZINC	
33	1	01-0317	KEY - SQUARE	
34	7	09-5722	NUT, NYLOCK, 7/8-14 UNF, SLIM	Steel, 44W
35	1	80-0910	ASSEMBLY, BASE TONG, 13625-35K	N/A
36	1	1500-09-03A	WELDMENT, GAUGE, TORQUE	N/A
37	1	101-8087	PLATE, MOUNTING, VALVE	Steel, 44W
38	14	09-5106	WASHER, SPRING LOCK, REGULAR, 3/8, 17/25, 0.035-0.125, STEEL, GR 8, ZINC	
39	4	09-5006	WASHER, PLAIN, FLAT, WIDE, 3/8, 1, 0.035-0.125, STEEL, ZINC	
40	2	09-0106	3/8-16 x 3/8	
41	11	7/8	WASHER A - NARROW	
42	2	09-1553	BOLT, HEX, 3/8-16, 1 1/2, STEEL, GR 8, ZINC, PARTIALLY THREADED	
43	4	09-1046	BOLT, HEX, 3/8-16, 1, GR 8, ZINC, FULLY THREADED	
44	4	09-0387	BOLT, HEX, 3/8-16, 1 3/4, GR 8, ZINC, PARTIALLY THREADED	
45	5	09-2172	1/2"-13 UNC - 1-3/4"	
46	2	09-5119	Washer, Type A, Flat, Narrow, Preferred, 1/2, 1 5/8, 0.035-0.125, STEEL, ZINC	
47	2	09-0409	BOLT, HEX, 1/2-13, 5, GR 8, ZINC, PARTIALLY THREADED	
48	1	09-2166	1/2"-13 UNC - 1"	
49	1	09-2170	1/2"-13 UNC - 1-1/2"	
50	1	09-2168	1/2"-13 UNC - 1-1/4"	
51	1	1429-512-01	ORIFICE, 1/32	
52	1	10-0084	CARTRIDGE, RELIEF VALVE, 2001-2500 PSI	N/A
53	1	02-9022	CHECK VALVE, 1/4 NPTF	N/A
54	1	10-9001	#20 ORB PLUG WITH MACHINED #ORB PORT	N/A
55	6	09-5110	WASHER, SPRING LOCK, REGULAR, 1/2, 43/50, 0.125-0.25, STEEL, GR 8, ZINC	
56	3	09-9124	NUT, HEX, 1/2-13, STEEL, GR 8, ZINC	
57	1	09-1184	BOLT, HEX, 1/2-13, 4 1/2, GR 8, ZINC, FULLY THREADED	
58	2	09-1168	BOLT, HEX, 1/2-13, 1 1/4, GR 8, ZINC, FULLY THREADED	
59	1	101-9251	WELDMENT, HOLDER, GAUGE	
60	1	1483-500-00-07	BRACKET, MOUNTING, GAUGE	Stainless Steel, 316
61	2	09-5607	NUT, NYLOCK, 3/8-16 UNC	Steel, 44W



DESCRIPTION	
ASSEMBLY, TONG, 13625-35K, TO, NO BU	
SIZE	PART NO.
B	80-0931-1
MATERIAL	REV
N/A	C
SHEET 2 OF 2	