

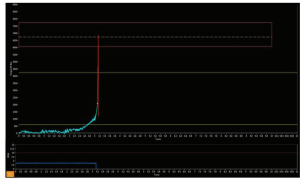
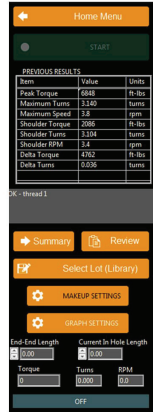
MTT TORQUE/TURN MONITORING SYSTEM

SPECIFICATIONS


- Power: Voltage: 85 to 264V~, Current: <1.4A, frequency: 47 to 63Hz
- Sampling Rate: Base Rate 500 Samples / Second
- File Recording Rate: Selectable delta torque and delta time settings
- Response Time: Electronic Dump Valve Output Control: < 0.5 ms
- Hydraulic dump valve: typical 10 to 30 ms
- Torque Accuracy: Typically <0.5% Full Scale (not including Load Cell)
- Turns Accuracy: +/- 1 pulse of turns counter
- RPM Accuracy: Better than 0.25 RPM Error
- Pressure Accuracy: Typically <1%
- Available Units: Safe Area and Hazardous Area Versions

ATEX Zone 1 Computer Option

- Smart-EX Zone 1 Ex dim Computer – Touch Screen
- Zone 1 Controller – Ex d enclosure.
- NO purging
- -20°C to 50°C Operating Range.



MTT TORQUE/TURN MONITORING SYSTEM



MTT TORQUE/TURN MONITORING SYSTEM

Monitor and control tubular connection make-up reliably, accurately, and easily with MTT, the McCoy Torque / Turn Monitoring System.

MTT is a software tool that interacts with external control hardware to provide real-time monitoring and control of tubular connection power tong and bucking unit make-up. It allows you to easily specify make-up parameters, control the make-up process, and evaluate quality.

Using the software, you can monitor torque, turns, and rotational speed during make-up. You have the option of controlling speed during make-up as well. Control is based on achieving final torque with evaluation of shoulder torque (including delta and final turns).

The MTT, our Torque / Turn Monitoring System comes with:

- Calibration and Connection management system
- Automatic "Start Recording" and "Dump Valve Release"
- Automatic descriptive comments with optional override
- Optional pressure test system is available

MTT gives you the information you need to ensure make-up conforms to manufacturers' specs. You can review results from previous make-ups and create reports of the make-up data for further analysis and information.



FEATURES

- Computer running Windows 7,8 or 10.
- Laptop, Panel PC, ATEX Rated Computer Options
- Improvement in Architecture:
 - Flexible sensor configuration
 - Wired or Wireless Ethernet Communication.
 - Control Electronics separate from computer housing.
- Graph zooms to maximize size to computer screen.
- Built-in "one step" PDF reporting system with customizable logo
- Connection library – User customizable.
- Adjustable Color Scheme
- Multiple Sensor Inputs allow for Torque averaging / Make/Break operation from the same controller. No separate Junction Box.
- Sensor/Cable Open Fault Detection, Output Short Protection
- Shoulder slope calculation
- Multi-joint review, graphic overlay
- Custom zoom feature
- Adjustable for Tong or Bucking Unit applications
- User Mode – Administration and User Level 1 & 2 Access.

FUNCTIONS

- Monitors torque, turns and rotation speed during make-up
- Controls based on final torque. Includes calibration management system
- Includes automatic "Start Recording" and "Dump Valve Release"
- Includes automatic descriptive comments with user override. Customizable comments available on request.
- Option to accept or reject connection on delta turn / shoulder slope.
- Easy graphical report creation and printing of reports with one button
- Controls speed during make-up (optional)
- Available with optional pressure test system
- Optional RPM Graph can be added to makeup screen
- View multiple joints in makeup screen
- Features multiple language capabilities available on request.