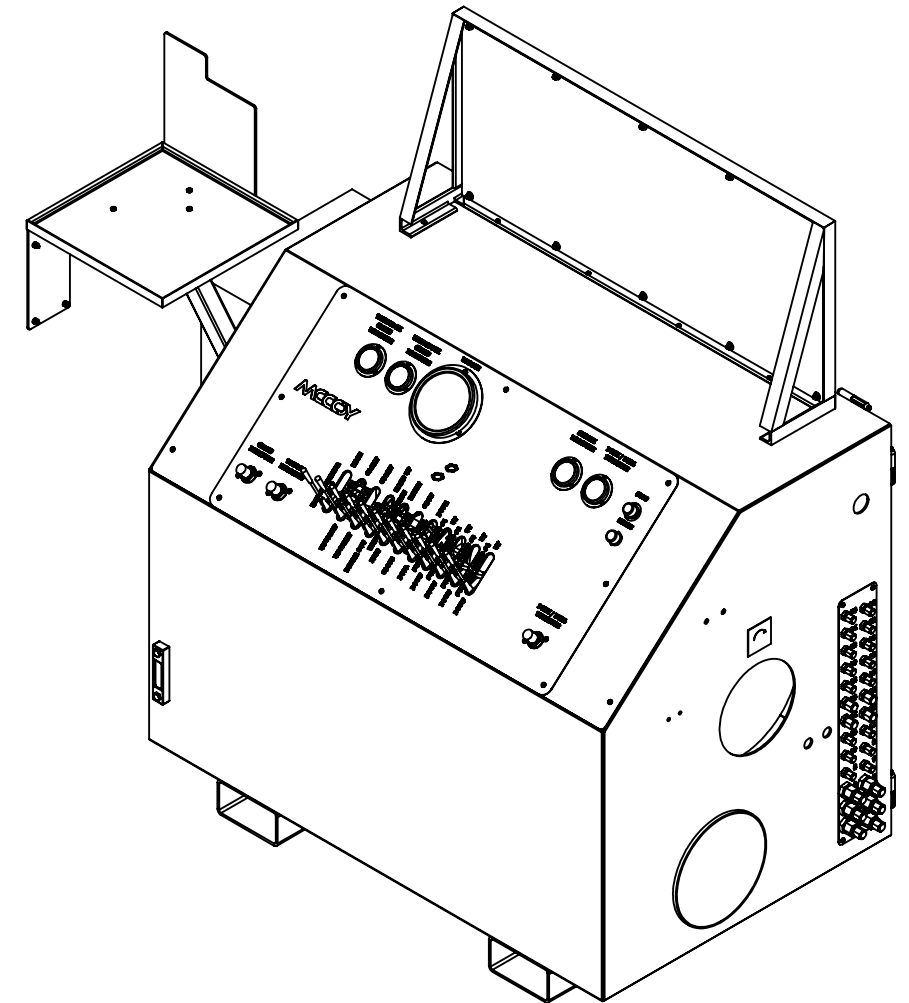
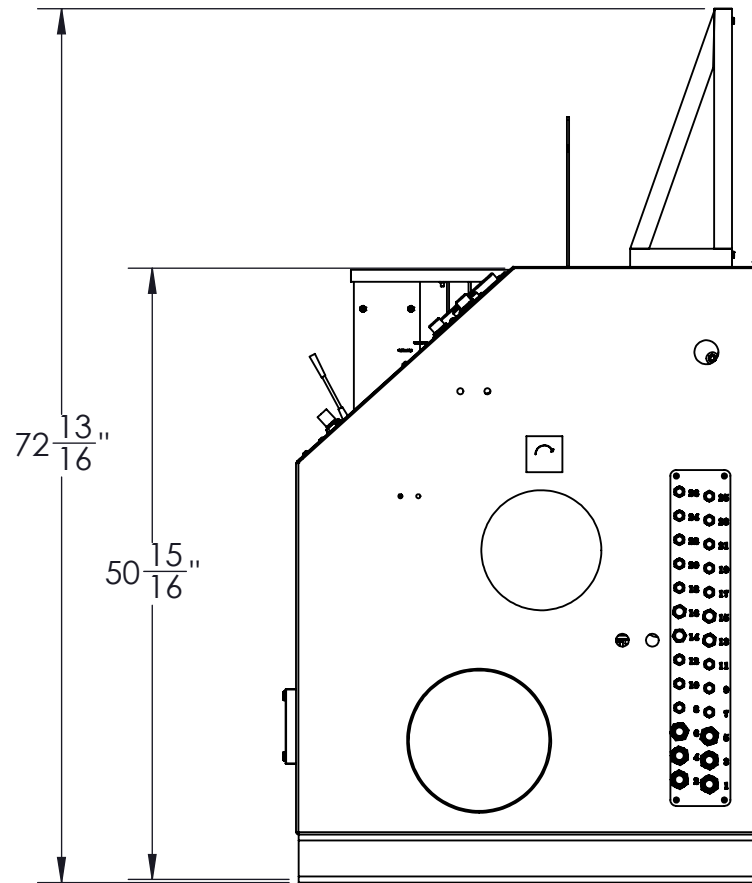
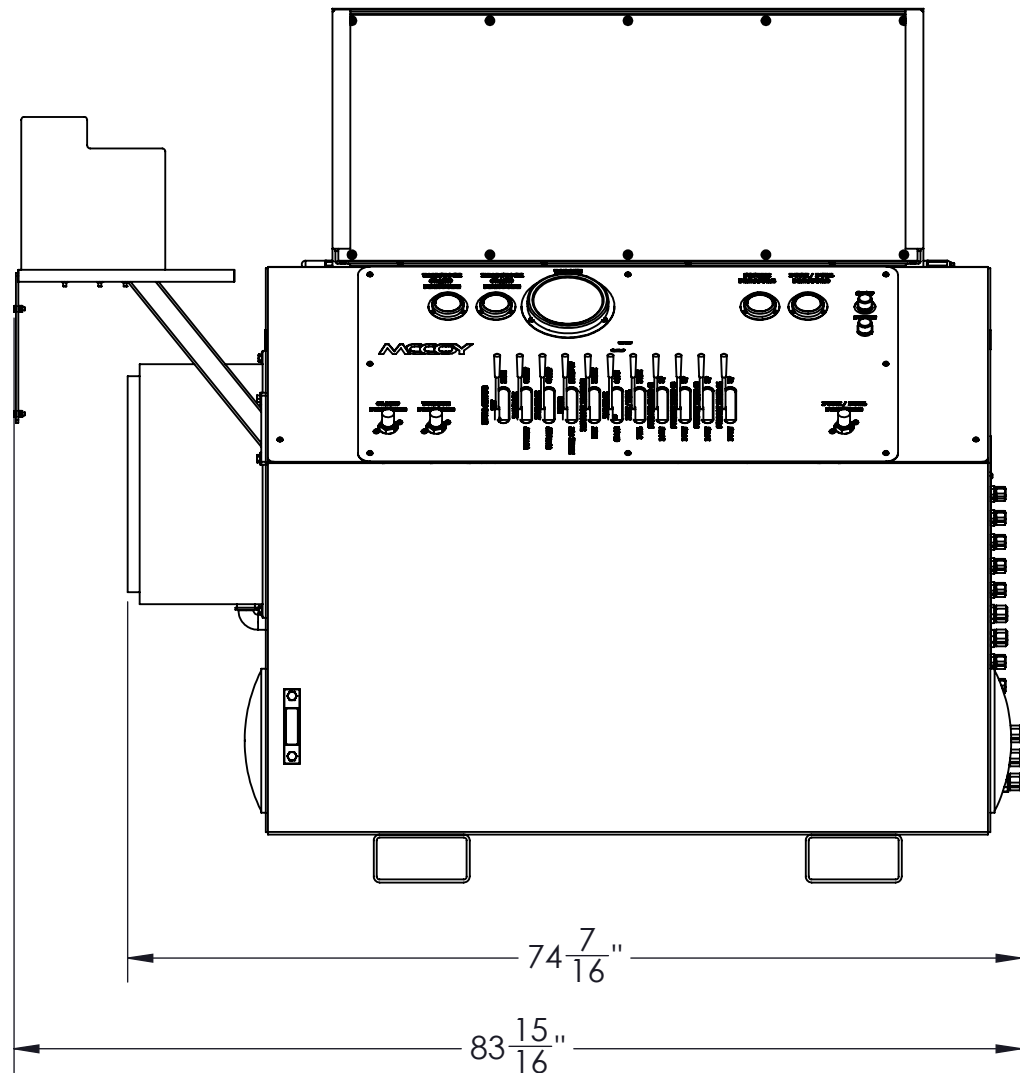
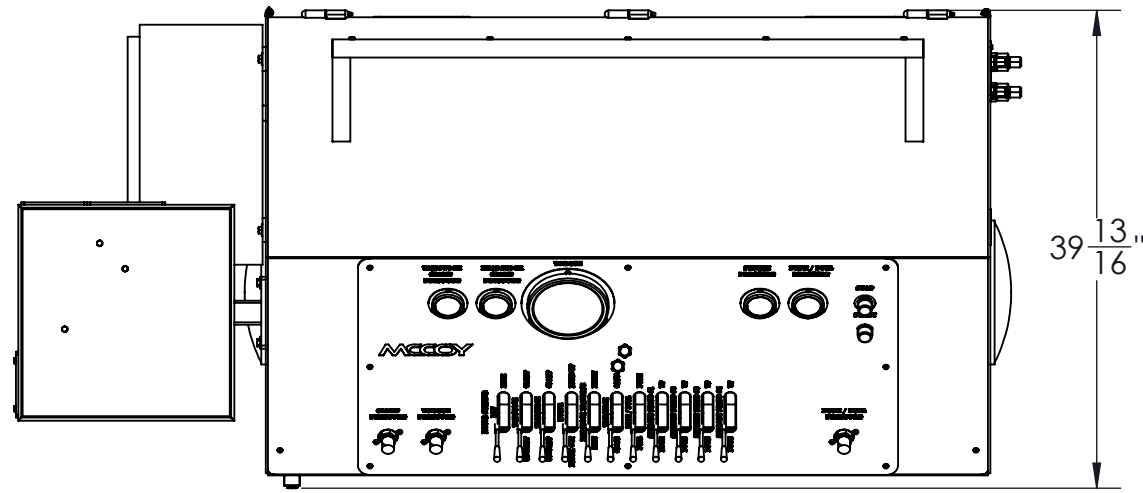


**RP5047-7000 SPECIFICATIONS**

POWER REQUIREMENT	3 PHASE 480 V, 60 Hz	3 PHASE, 380 V 50 HZ	3 PHASE, 240V, 50 Hz
FULL LOAD / INRUSH CURRENT	59.2 A / 213 A	74.8 A / 269 A	118 A / 426 A
MAXIMUM OPERATING PRESSURE	4200 PSI / 290 BAR		
MAXIMUM MOTOR OUTPUT	50 HP		
MAXIMUM HYDRAULIC FLOW	47 GPM / 178 LPM		
HYDRALUIC RESERVOIR CAPACITY	90 GALLON / 341 L		
OIL REQUIREMENT	AW-68		
SPECIAL FEATURES	11 BANK VALVE		



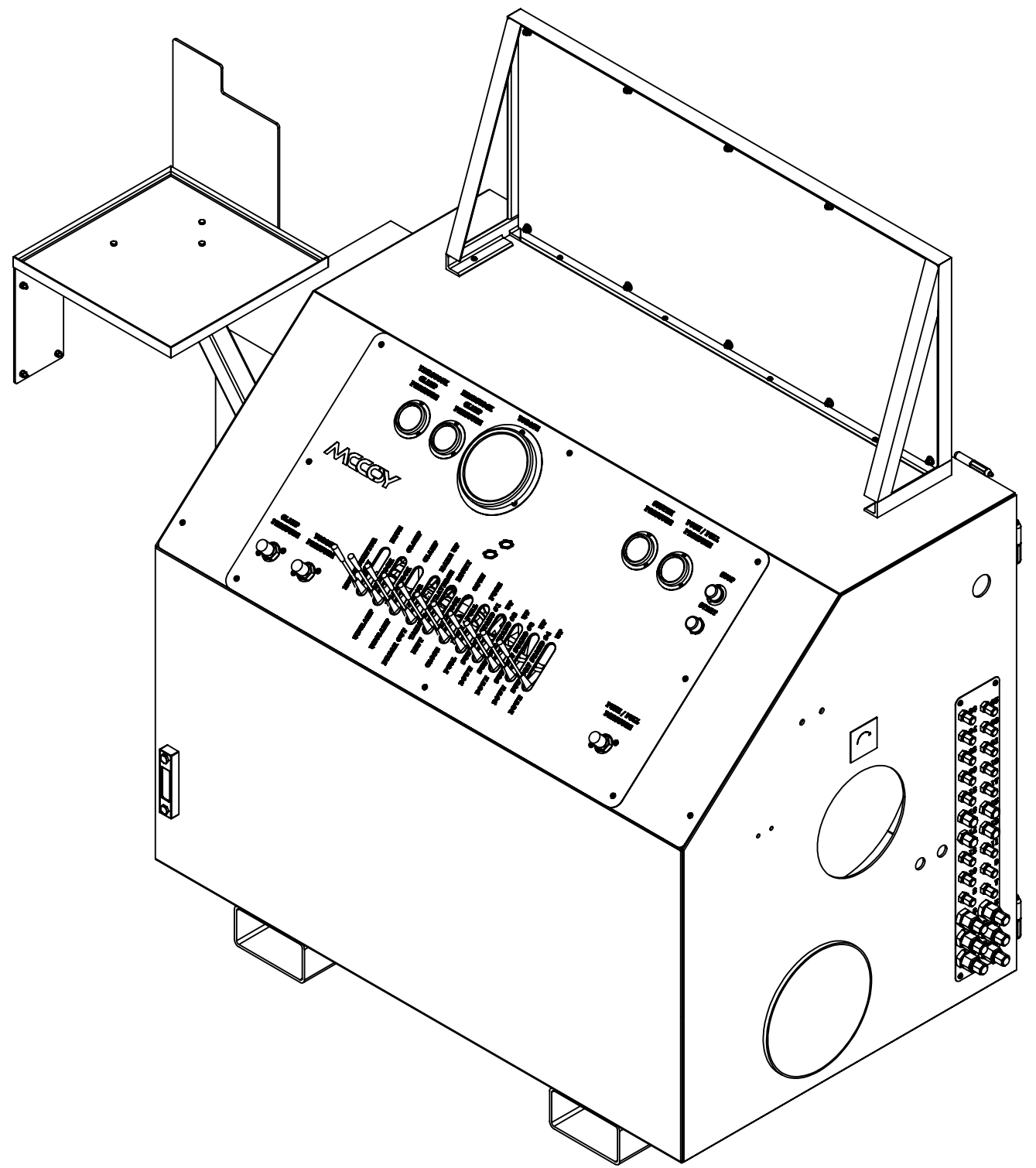
**REVISIONS**

REVISION	ECO NUMBER	ECO DESCRIPTION	ECO COMPLETED BY	ECO COMPLETED DATE
A	14-0314	SEE ECO COPY	R. CENAC	07/28/2014
B	17-0101	ADDED GA SPECIFICATION SHEET; REPLACE (1) RPVBADPM W/ (1) RPVBADPM-S	M.BUDDEN	5/15/2017

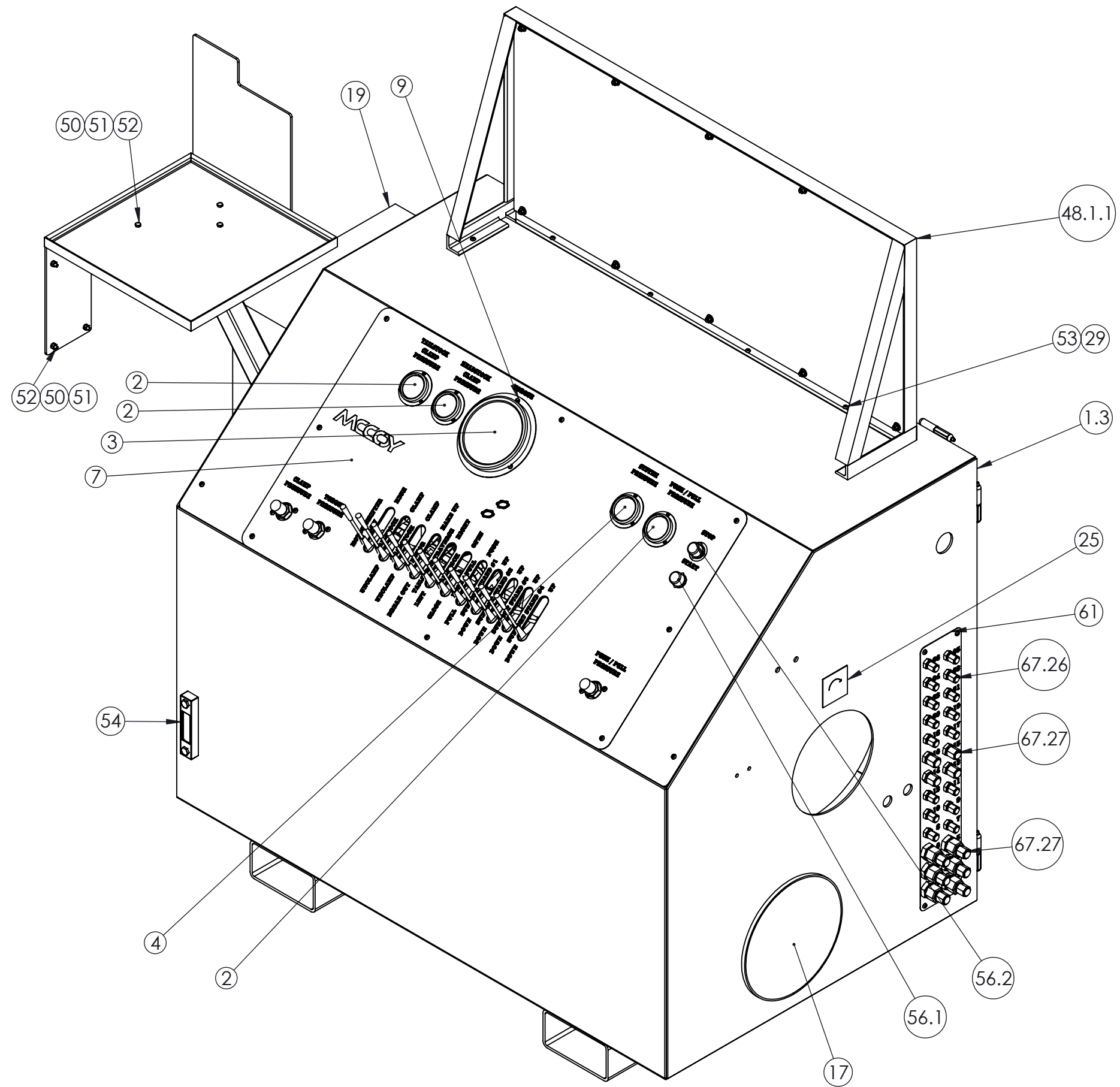
UNLESS OTHERWISE SPECIFIED:			PROPRIETARY STATEMENT			DESCRIPTION		
1. DIMENSIONS ARE IN INCHES 2. TOLERANCES: ANGULAR ± 1° FRACTIONAL ± 1/16 TWO PLACE DECIMAL ± 0.02 THREE PLACE DECIMAL ± 0.005 3. IDENTIFY P/N & MAIL P.O. USING 1/8 TO 1/4 ETCHED LETTERS; DENOTED BY "X" 4. REMOVE BURRS & SHARP EDGES WITH 1/64x45° MAX 5. MACHINED FILET RADII SHALL BE 1/32 6. FINAL SURFACE ROUGHNESS AVG. (Ra) SHALL BE ≤ 250 MICRONS 7. SHALL BE ≤ 250 MICRONS 8. A TRIANGLE DENOTES A REVISION 9. INTERPRET DRAWING PER ASME Y14.5-2009			THIS DOCUMENT IS THE PROPERTY OF MCCOY CORPORATION AND IS CONSIDERED CONFIDENTIAL. THIS INFORMATION MAY NOT BE USED, DISCLOSED, COPIED, OR REPRODUCED IN ANY FORM, WITHOUT THE EXPRESS WRITTEN CONSENT OF MCCOY CORPORATION.					
DRAWN	R. CENAC	08/08/2013	ASSEMBLY, POWER UNIT/ CONSOLE, 11 BANK					
CHECKED	B. PEARCE	08/08/2013	SIZE PART NO.					
APPROVED	B. PEARCE	08/08/2013	B RP5047-7000					
THIRD ANGLE PROJECTION			WEIGHT					
			3231 LBS.					
			MATERIAL					
			N/A					
			REV B					
			SHEET 1 OF 7					

RELEASED FOR PRODUCTION

ITEM	QTY	P/N	DESCRIPTION	ITEM	QTY	P/N	DESCRIPTION
1	1	100-6500-7	WELDMENT, CONSOLE, HPU	56.11	1	RX-54	WIRE, GREEN, 8 FT
2	3	133-6500	2-1/2" 0-3000 PSI GAUGE	56.12	3	PBTS-2-1-0	CONNECTOR, INSULATED
3	1	134-6500	6" 0-5000 PSI GAUGE	56.13	1	RX-11	CONNECTOR, 1/2
4	1	135-6500	2-1/2" 0-5000 PSI GAUGE	56.14	1	RX-12	CONNECTOR, 1/2
5	12	1150-A01	NUT, 6-32, STAINLESS STEEL	56.15	2	RX-13	NUT, LOCK, 1/2, STEEL
6	12	1150-C01	#6-32 X 1 1/2" STAINLESS STEEL BOLT	56.16	1	RX-18	ELBOW, PULLING
7	1	7000-11	OVERLAY, BANK	56.17	1	RX-55	WIRE, SHIELDED, START/STOP
8	1	CLEBU1210-03	WELDMENT, TRAY, COMPUTER	56.18	1	RX-10	RECEPTICLE, FEMALE, 10A
9	3	CRSS20033	SCREW, MACHINE, 10-32, 1, STAINLESS STEEL	56.19	1	RX-9	RECEPTACLE, MALE, 10A
10	3	CRSS20045	#10-32 NUT	57	1	KITFIT-RPEPU	ASSEMBLY, LEVEL SWITCH
11	1	D2375	ROD WIPER 2 3/8"ID 2 7/8"OD 3/8"HGT. 1/4"BASE THK.	57.1	1	1871	1 1/4 X 1/2 GV BELL RED
12	1	EBWOO 1R3004A20A120	3P 10A FEM RCPT	57.2	1	1875	1/2 M X 1/4 F BLK REDUCER BUSHING
13	1	P563268	FILTER HEAD W/ 1 1/4" FNPT PORTS	57.3	1	1872	1/2 CLOSE GALV NIPPLE
14	1	PN32-10000	PIPE NIPPLE 2 IN X 10 IN LONG	57.4	1	1873	1 1/4 CLOSE GALV NIPPLE
15	1	RPDV5047-3501	DUMP VALVE ASSEMBLY	57.5	1	1874	1/4 BLK MERCHANT COUPLING
16	3	RPVBADPM-S	ASSEMBLY, RELIEF VALVE	57.6	1	1877	1/4 X 8 BLK NIPPLE
17	2	SEC-12	CLEANOUT COVER	58	1	108-6500-02	PVG 32 VALVE MOUNTING PLATE
18	24	SST-08	SCREW, BUTTON HEAD, 1/4-20/ 3/4	59	1	RPV5047-7000	11 BANK PVG 32 VALVE
19	1	RP480-A202010LP	ELECTRICAL BOX F/ 380V TO 480V INCLUDES CONTACTOR, 120V GFI REC,	60	4	LSV1-6T-N	VALVE, SHUTTLE
20	2	1404	FITTING, 3/4 MNPT, 3/4 MNPT, 8, STRAIGHT, SCH80	61	1	152-6500	COVER, BULKHEAD
21	1	PU4060-S33	LIQUID LEVEL SWITCH MAX 60 WATTS	62	4	214A	214A
22	8	1048	SCREW, HEX, 3/8 - 16, 1 1/4, STEEL, GR8	63	4	124	SCREW, HEX HEAD, 5/16-18 X 1 1/2
23	16	1025	WASHER, FLAT, 3/8, STEEL, GR 8	64	8	119	5/16" FLATWASHER
24	8	213	NUT, NYLOCK, 3/8-16, GR8	65	4	123	SCREW, HEX HEAD, 5/16-18 X 1 1/4, GR8
25	1	RPTAG1	CLOCKWISE ROTATIONAL STICKER	66	4	1023-B	WASHER, LOCK, 5/16, GR8
26	2	173-6500	TUBE, UPRIGHT	67	1	KITFIT-RP5047-7000	FITTING KIT
27	2	108	SCREW, HEX HEAD, 1/4-20, 1 3/4	67.1	2	4R6X-S	FITTING, 1/4 FJIC SWIVEL, 1/4 MJIC, RUN TEE
28	2	212	NUT, NYLOCK, 1/4 - 20	67.2	1	1394-A	2" STREET EL. LOW PRESSURE
29	14	1737	NUT, NYLOCK, 1/4-20 SS	67.3	1	1463	NIPPLE, HEX, 1 1/4"
30	1	PN20-7500	FITTING, 1 1/4 MNPT X 1 1/4 MNPT, 7.5 IN, STRAIGHT, SCH 80 (PIPE NIPPLE)	67.4	2	1562	FITTING, 1/4 MNPT, 1/4 MJIC, STRAIGHT
31	1	P165875	FILTER ELEMENT	67.5	1	1609-A	PLUG, FLUSH, 1/2
32	1	RP04-200	2" SWING CHECK VALVE (FLAPPER VALVE)	67.6	1	1610	FITTING, 3/4 MNPT, PLUG
33	1	LFT-134-2	GAUGE FILTER 2 IN FACE 60 PSI .125 NPT	67.7	1	1626	FITTING, 1/2 MNPT, 1/2 MJIC, ELBOW
34	1	PN2-0300	PIPE NIPPLE, .125 X 3 MNPT, SCH 80	67.8	1	2501-12-20	FITTING, 90 DEG. ELBOW, 1 1/4" MNPT X 3/4" MJIC
35	1	PU2500-H6	Pump/ Motor Mounting Adapter SAE C 4 bolt x 7.62" long	67.9	1	1467	ADAPTER, 3/4MNPT X 3/4MJIC, STRAIGHT
36	1	7003638	HYDRAULIC PUMP 75cc, LS JRRO75C-LS-21-20-NN-N-3-S1N2 -A2N-NNN-NNN-NNN	67.10	1	12G6X	FITTING, SWIVEL, 3/4 FNPT X 3/4 FJIC, STRAIGHT
37	1	PU2500-H18	SHAFT COUPLING, PUMP, 14T, 12/24 SPLINE, MfgNo : M500A1412C	67.11	1	1588	FITTING, 3/4 FNPT, 3/4 FNPT, ELBOW
38	1	570H	HYTREL INSERT (SPIDER)	67.12	1	1652-A	90 1/8 " FNPT X 1/8" FNPT
39	1	PU4060-s6	MOTOR SHAFT COUPLING	67.13	1	1486-A	FITTING, O-RING, 1/4 x 1/4 MJIC, 90
40	1	2STRAINER	2" SUCTION STRAINER	67.14	1	1679	HEX NIPPLE, REDUCING, 1 MNPT X 3/4 MNPT
41	1	W43-32-32U	FLANGE KIT 2" FNPT	67.15	1	PN32-C	FITTING, 2 MNPT, 2 MNPT, CLOSE, STRAIGHT, SCH 40 PIPE NIPPLE
42	1	W43-16-16U	FLANGE KIT, 1 FNPT, CODE 61	67.16	4	1725-A	FITTING, 3/8 MORB, 1/4 FNPT, STRAIGHT
43	4	202	SCREW, HEX, 5/8-11, 2 1/2, STEEL, GR8	67.17	4	RP6801-NWO-4-6	FITTING, 90 DEG. ELBOW, 1/4" MJIC X 3/8" MORB
44	8	195-A	FLATWASHER, 5/8	67.18	14	6-10F5OX-S	FITTING, STRAIGHT, 3/8 MJIC, #10MSAE
45	8	1151	LOCKWASHER, 5/8, STEEL, GR8	67.19	2	8-10F5OX-S	FITTING, 1/2 MJIC, 5/8 MSAE (#10), STRAIGHT
46	4	194	NUT, HEX, 5/8-11, STEEL, GR8	67.20	4	2406-12-4	FITTING, REDUCER, 3/4" FJIC X 1/4" MJIC
47	1	CVH05-0750N	3/4 CHECK VALVE	67.21	8	6400-12-12-O	FITTING, 3/4" MORB X 3/4" MJIC, STRAIGHT
48	1	CBCS500	CONSOLE SHIELD ASSEMBLY	67.22	7	4-5 f50x-s	FITTING, 1/2 MSAE x 1/4 MJIC STRAIGHT
49	2	12002000	BAR, MOUNTING, HATCH COVER	67.23	16	6WTX-WLN-S	FITTING, 3/8 MJIC, 3/8 MJIC, STRAIGHT, BULKHEAD
50	7	100	NUT, HEX, 1/4-20, GR8	67.24	4	8WTX-WLN-S	FITTING, 1/2 MJIC, 1/2 MJIC, STRAIGHT, BULKHEAD
51	7	101	WASHER, LOCK, 1/4, GR8	67.25	6	12-WTX-WLN-S	FITTING, BULKHEAD, 3/4 INCH MJIC X MJIC
52	7	104	SCREW, HEX, 1/4-20, 3/4	67.26	16	1636	CAP, JIC, 3/8
53	6	SST-18	SCREW, BUTTON HEAD, 1/4-20 X 1, STAINLESS	67.27	10	1637	CAP, JIC, 1/2
54	1	PU4060-S31	GUAGE, LEVEL / TEMPERATURE	67.28	6	12-8TRTXN-S	FITTING, ADAPTER, 3/4 FJIC, 1/2 MJIC, 2-PC DESIGN
55	1	PU4060-S30	FILLER CAP	67.29	5	4-4GTX	1/4" MJIC X 1/4" FNPT
56	1	KITRPEM-01	KIT, MOTOR, ELECTRIC, 50 HP	67.30	1	8-10C5OX-S	FITTING, 5/8 MORB, 3/8 MJIC, 90 DEG
56.1	1	CB11081	BUTTON, START	67.31	1	12CTX	FITTING, 3/4 MNPT, 3/4 MJIC
56.2	1	CB11080	BUTTON, STOP	67.32	4	4-6F5OX-S	FITTING, 3/8 MORB, 1/4 MJIC, STRAIGHT
56.3	1	CB11085-01	CONTACT, BLOCK, NC	67.33	5	12R6X-S	FITTING, RUN TEE, 3/4" FJIC X 3/4" MJIC
56.4	1	CB11085	CONTACT, BLOCK, NC	67.34	4	6WFTX-S	FITTING, BULKHEAD, 3/8" MNPT X 3/8" MJIC
56.5	1	CB11099	BUSHING, REDUCER, 2 X 1				HOSE KIT, RP STYLE HPU/ CONTROL
56.6	1	CB11099-01	FITTING, 1 CARLEX				CONSOLE ASSY (CONTINUOUSLY
56.7	1	CB11099-03	FITTING, CARFLEX, 1, ELBOW				ROTATING HEAD)
56.8	1	PU5060-S2	MOTOR, ELECTRIC, 50HP, TEFC, 480 VAC, 60HZ	68	1	KITHOSE-3502	
56.9	1	CB11099-02	HOSE, CARFLEX, 1, 5FT LONG				
56.10	1	RX-53	WIRE, BLACK				

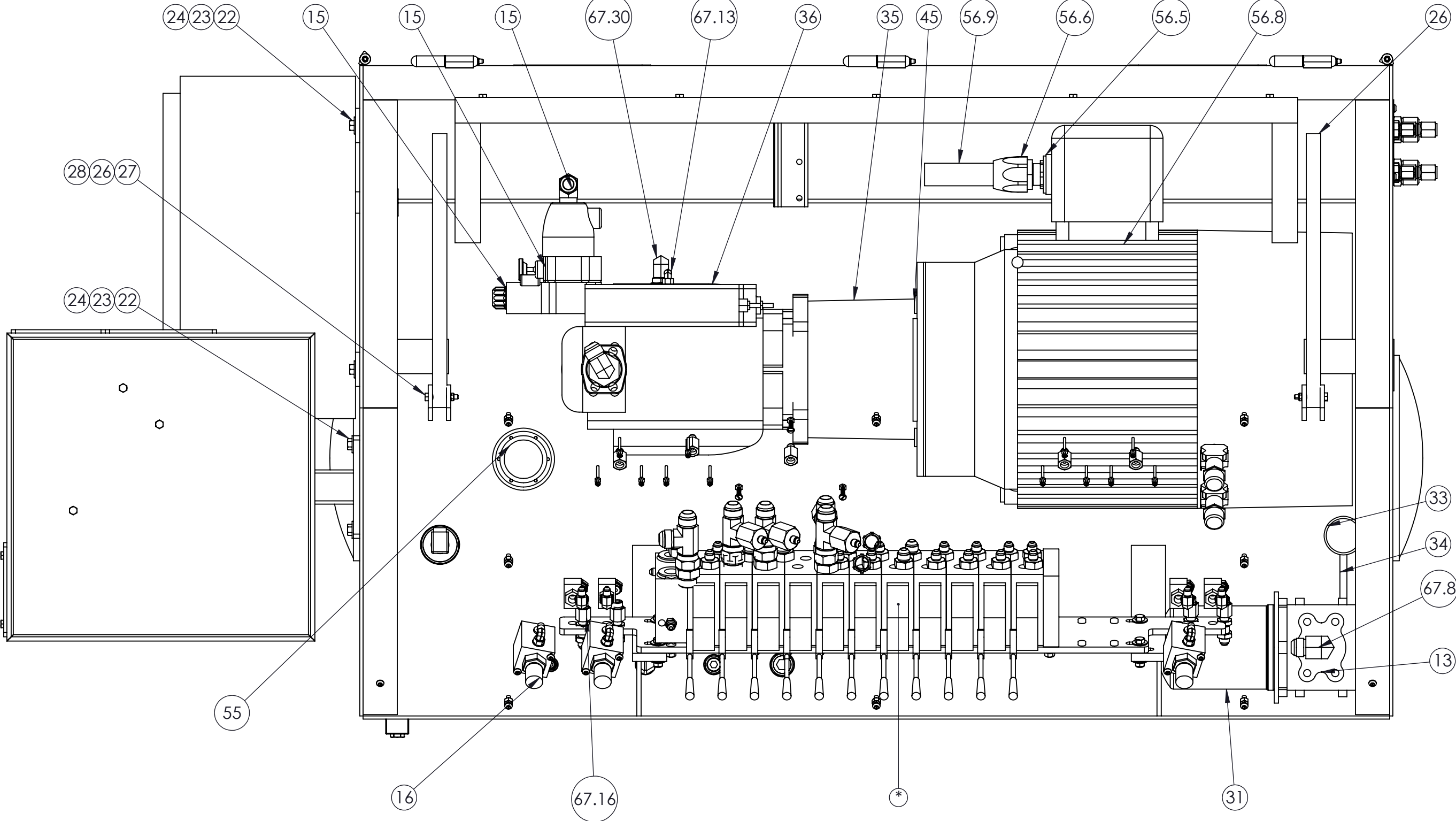


DESCRIPTION		
ASSEMBLY, POWER UNIT/ CONSOLE, 11 BANK		
SIZE	PART NO.	REV
B	RP5047-7000	B
MATERIAL	N/A	SHEET 2 OF 7



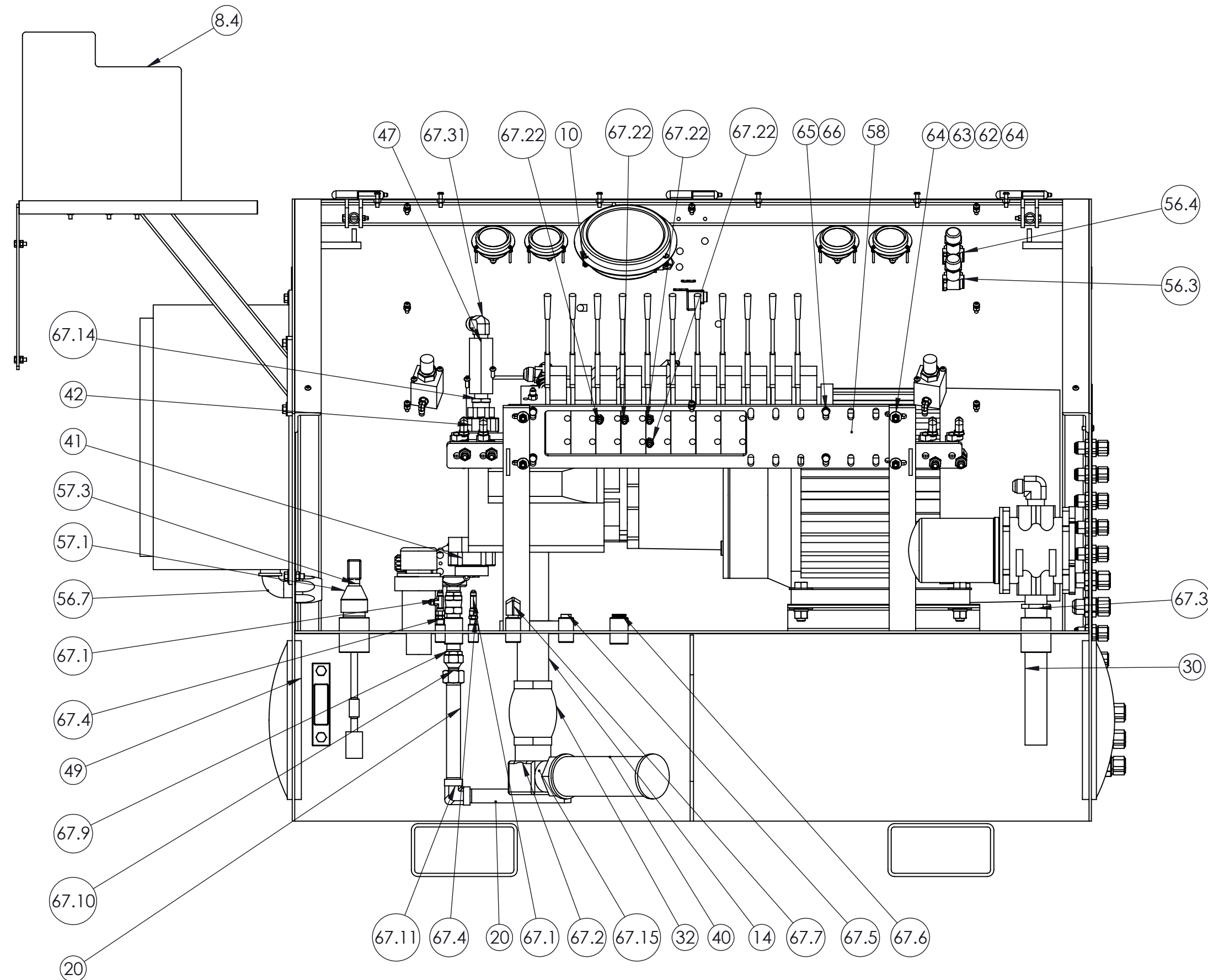
DESCRIPTION		
ASSEMBLY, POWER UNIT/ CONSOLE, 11 BANK		
SIZE	PART NO.	REV
B	RP5047-7000	B
MATERIAL	N/A	SHEET 3 OF 7

SHOWN WITHOUT MULTIPLE PARTS FOR CLARITY



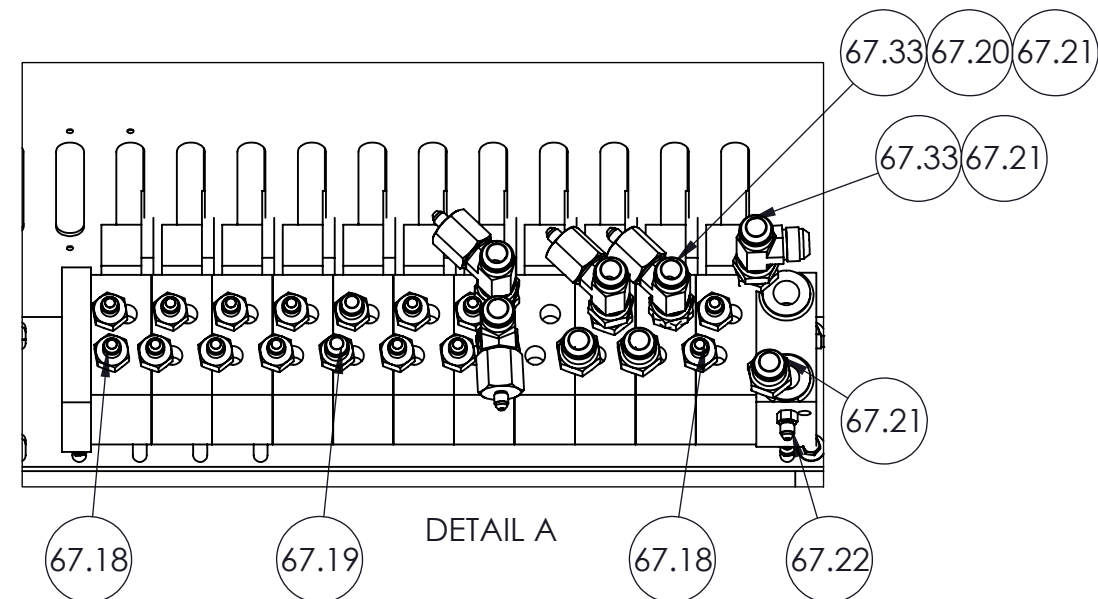
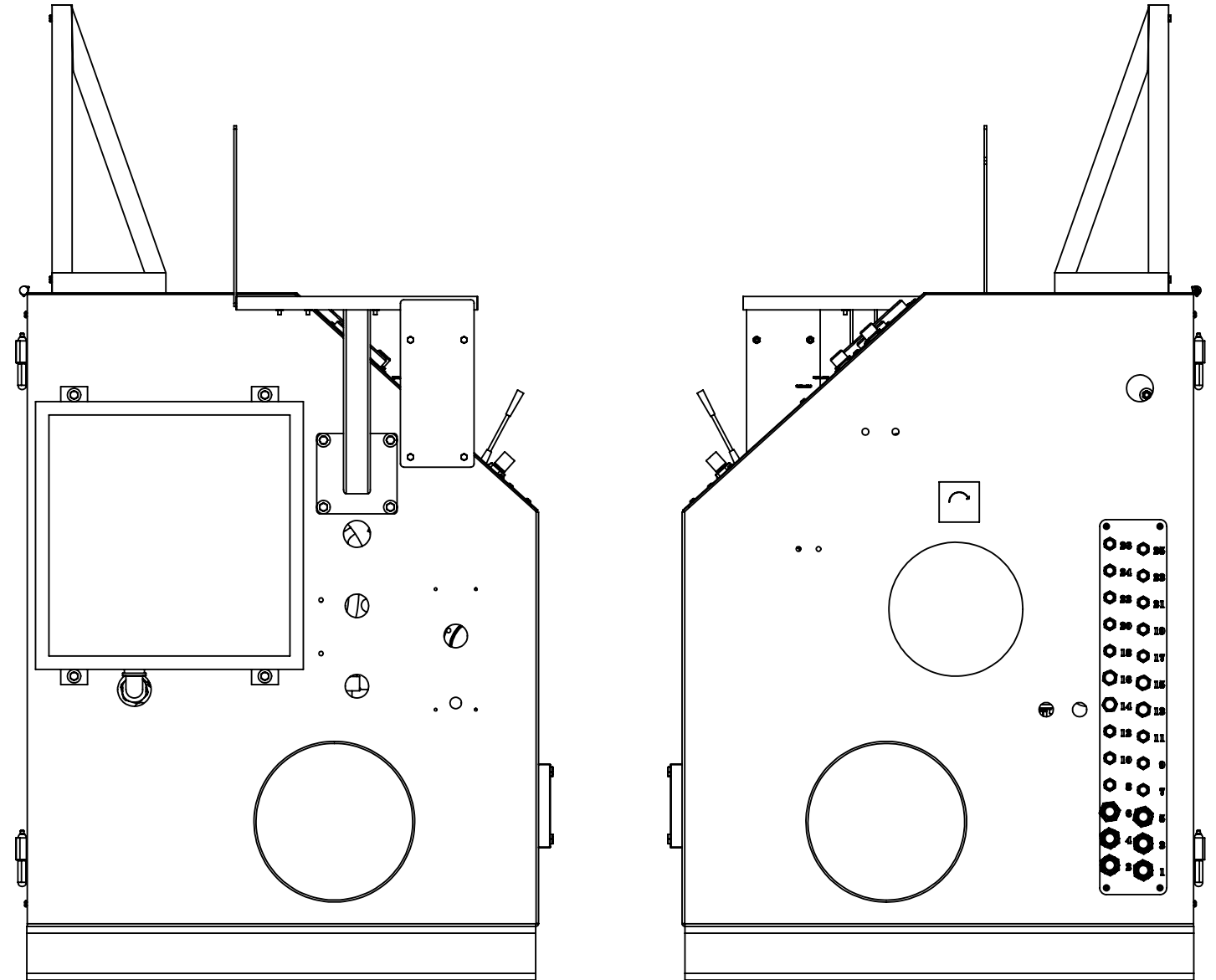
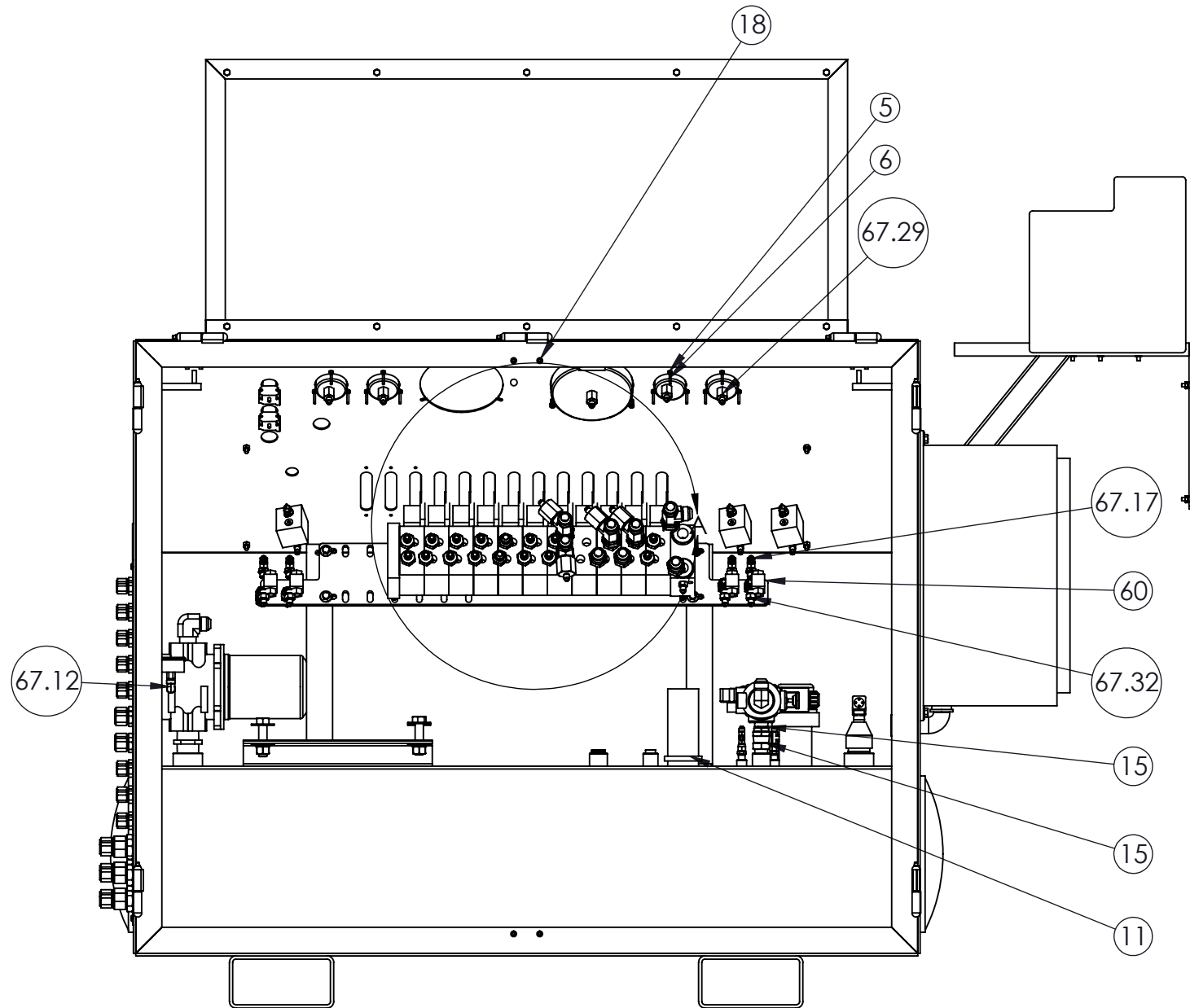
DESCRIPTION ASSEMBLY, POWER UNIT/ CONSOLE, 11 BANK		
SIZE	PART NO.	REV
B	RP5047-7000	B
MATERIAL	N/A	SHEET 4 OF 7

SHOWN WITHOUT MULTIPLE PARTS FOR CLARITY



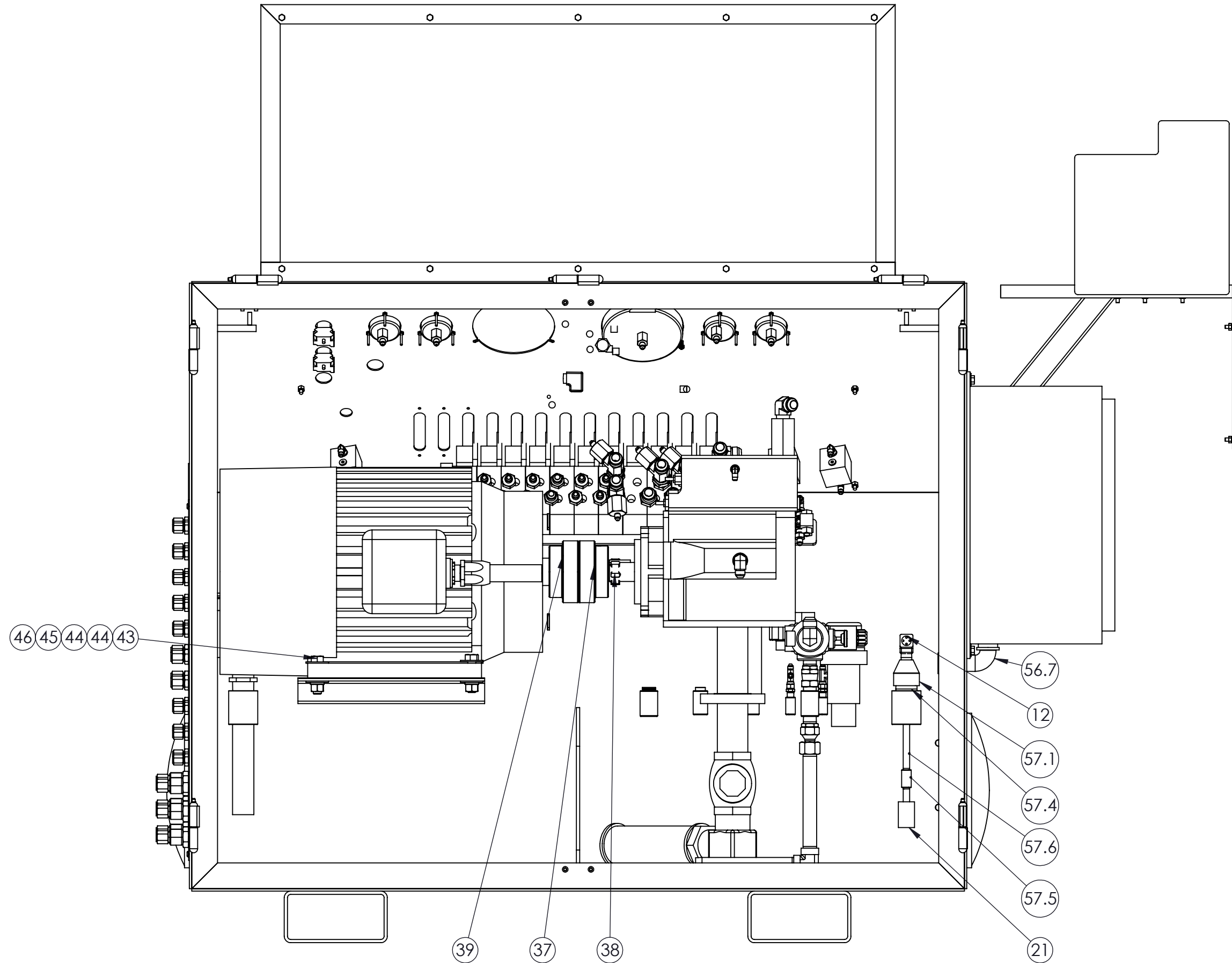
DESCRIPTION		
ASSEMBLY, POWER UNIT/ CONSOLE, 11 BANK		
SIZE	PART NO.	REV
B	RP5047-7000	B
MATERIAL	N/A	SHEET 5 OF 7

SHOWN WITHOUT MULTIPLE PARTS FOR CLARITY



DESCRIPTION		
ASSEMBLY, POWER UNIT/ CONSOLE, 11 BANK		
SIZE	PART NO.	REV
B	RP5047-7000	B
MATERIAL		SHEET 6 OF 7
N/A		

SHOWN WITHOUT MULTIPLE PARTS FOR CLARITY



DESCRIPTION		
ASSEMBLY, POWER UNIT/ CONSOLE, 11 BANK		
SIZE	PART NO.	REV
B	RP5047-7000	B
MATERIAL	N/A	SHEET 7 OF 7