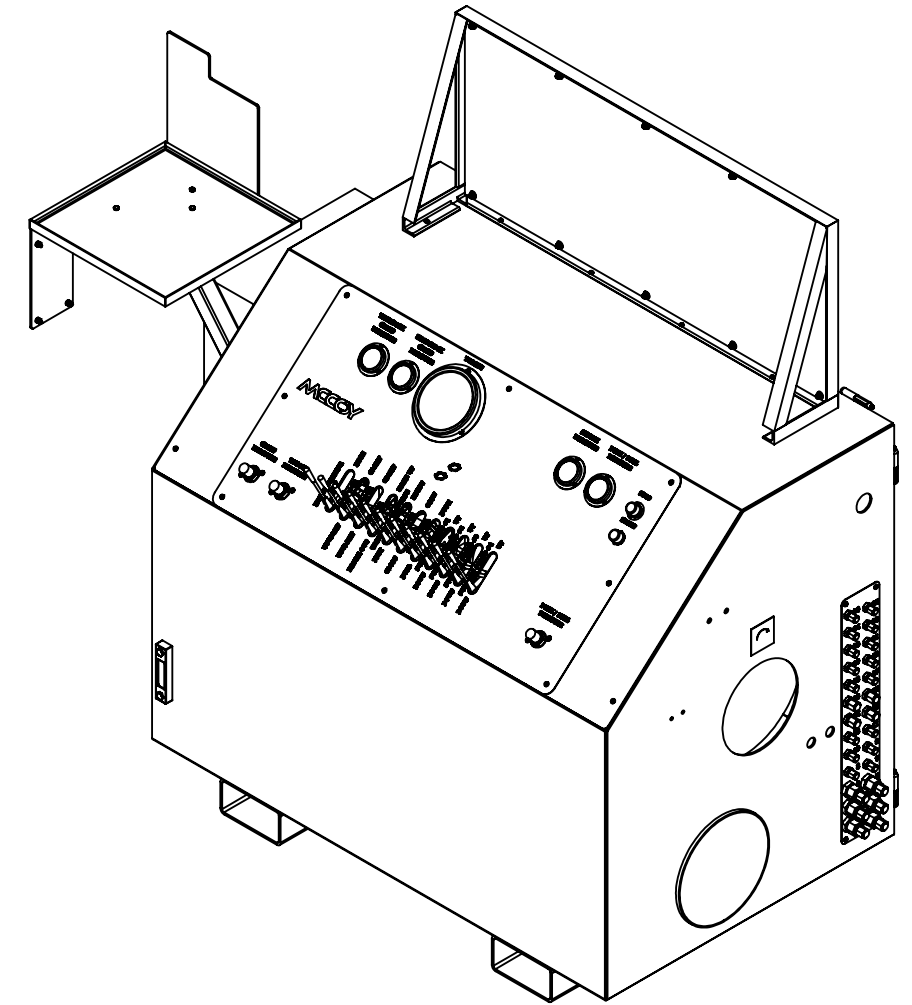
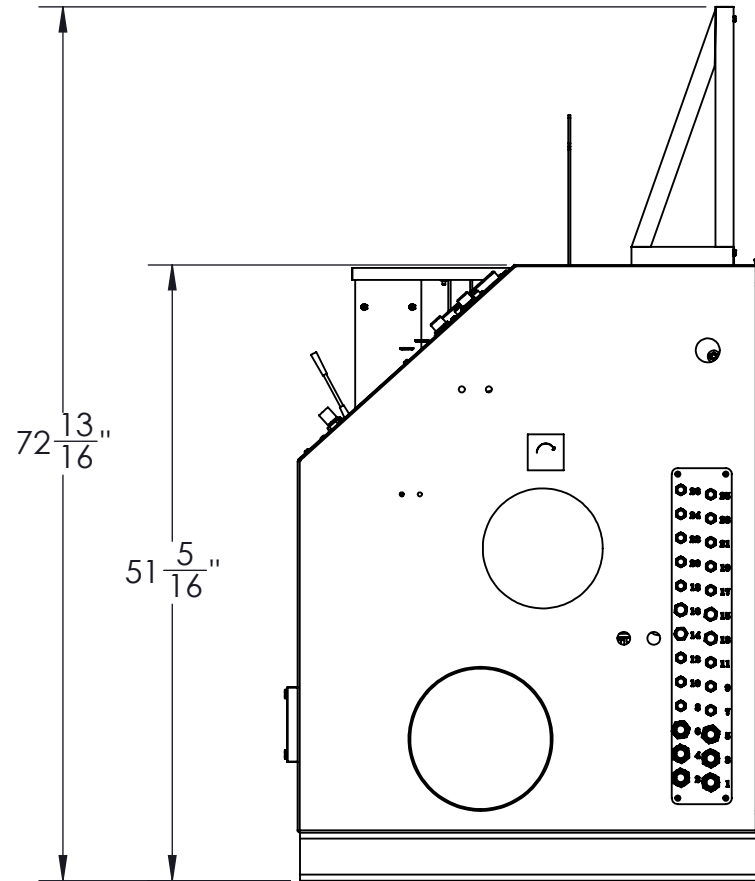
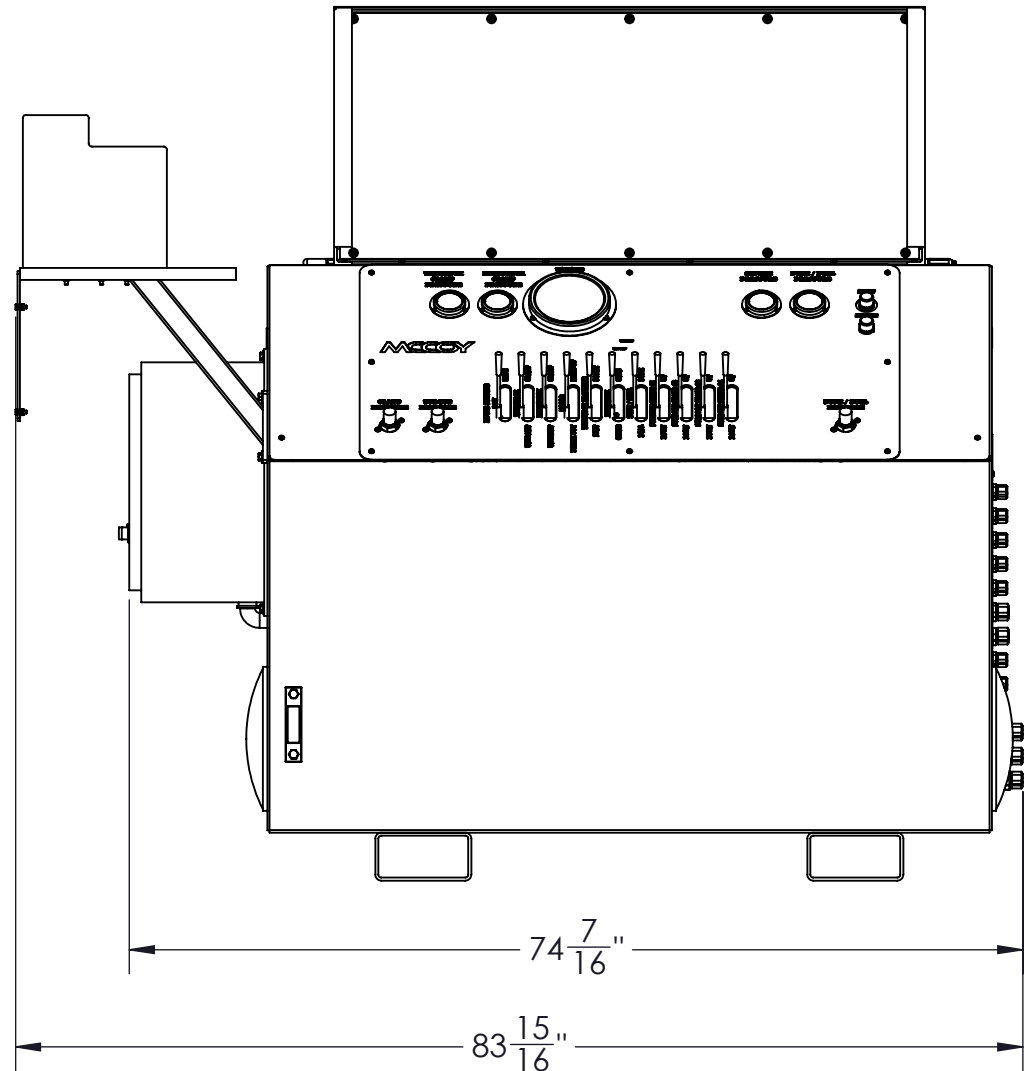
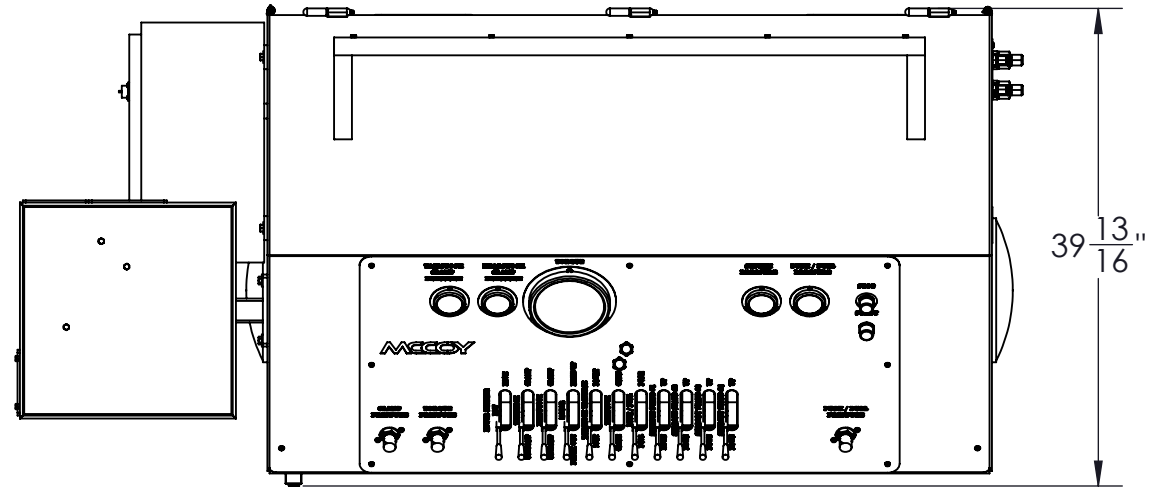


RP5047-7000 SPECIFICATIONS

POWER REQUIREMENT	3 PHASE 480 V, 60 Hz	3 PHASE, 380 V 50 Hz	3 PHASE, 240V, 50 Hz
FULL LOAD / INRUSH CURRENT	59.2 A / 213 A	74.8 A / 269 A	118 A / 426 A
MAXIMUM OPERATING PRESSURE	4200 PSI / 290 BAR		
MAXIMUM MOTOR OUTPUT	50 HP		
MAXIMUM HYDRAULIC FLOW	47 GPM / 178 LPM		
HYDRALUIC RESERVOIR CAPACITY	90 GALLON / 341 L		
OIL REQUIREMENT	AW-68		
SPECIAL FEATURES	11 BANK VALVE		
	75 HP MOTOR STARTER		



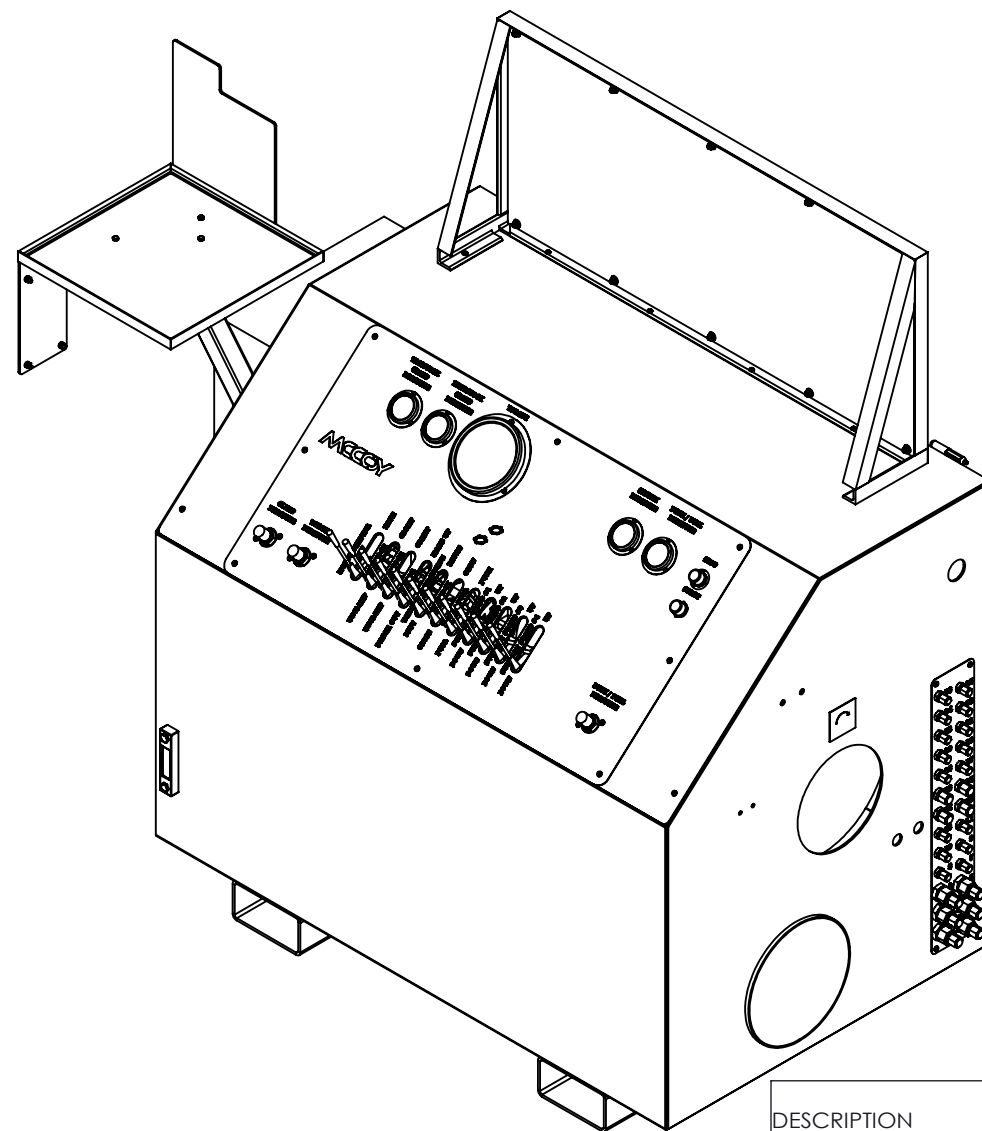
REVISIONS

REVISION	ECN NUMBER	ECN DESCRIPTION	ECN COMPLETED BY	ECN COMPLETED DATE
A	N/A	INITIAL RELEASE	N/A	N/A
B	17-0101	ADDED GA SPECIFICATION SHEET; REPLACE (1) RPVBADPM W/ (1) RPVBADPM-S	M.BUDDEN	5/15/2017

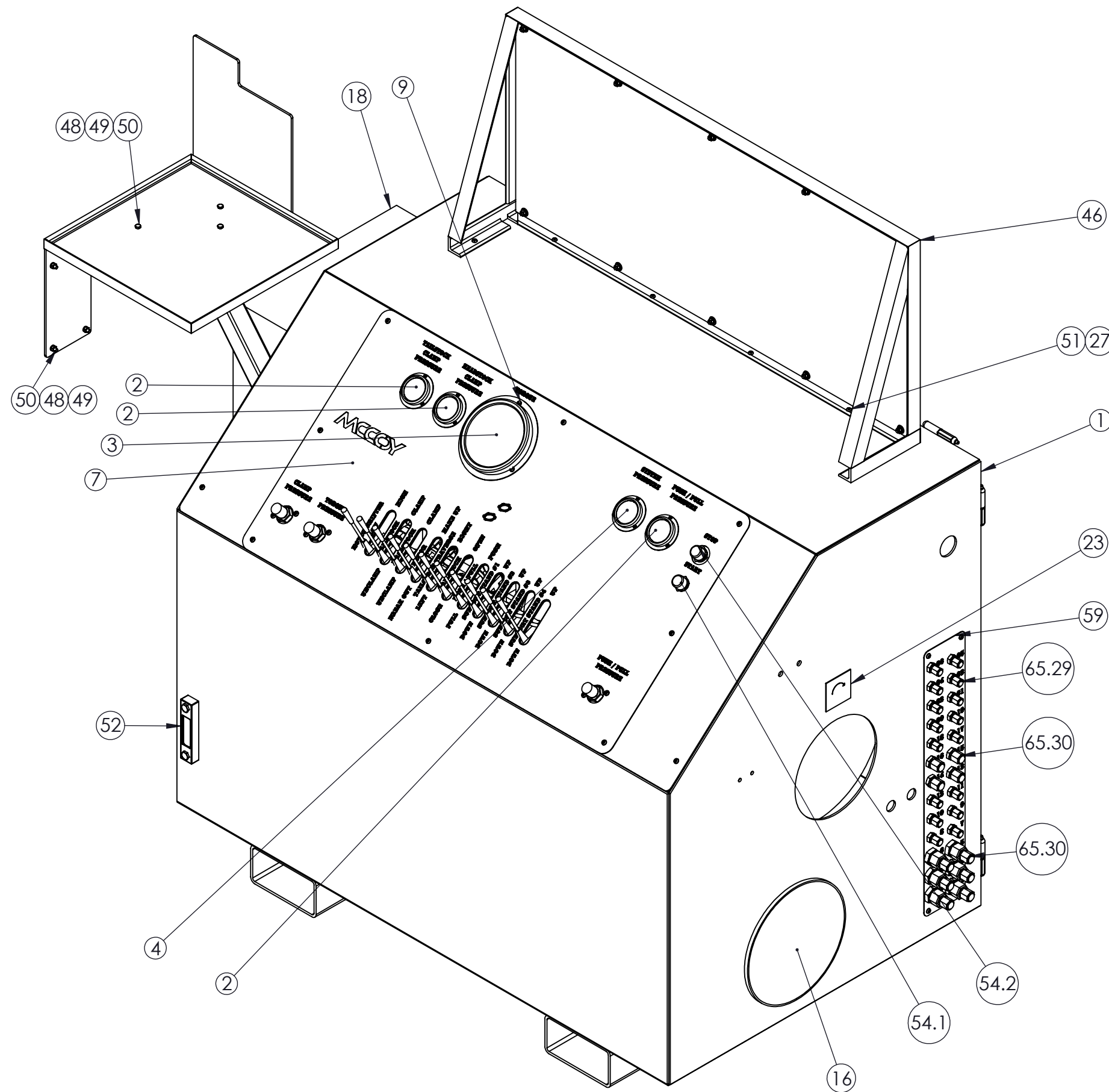
UNLESS OTHERWISE SPECIFIED:		PROPRIETARY STATEMENT THIS DOCUMENT IS THE PROPERTY OF MCCOY CORPORATION AND IS CONSIDERED CONFIDENTIAL. THIS INFORMATION MAY NOT BE USED, DISCLOSED, COPIED, OR REPRODUCED IN ANY FORM, WITHOUT THE EXPRESS WRITTEN CONSENT OF MCCOY CORPORATION.			
1. DIMENSIONS ARE IN INCHES 2. TOLERANCES: ANGULAR ± 1° FRACTIONAL ± 1/16 TWO PLACE DECIMAL ± 0.02 THREE PLACE DECIMAL ± 0.005 3. IDENTIFY P/N & MAIL P.O. USING 1/8 TO 1/4 ETCHED LETTERS; DENOTED BY "X" 4. REMOVE BURRS & SHARP EDGES WITH 1/64x45° MAX 5. MACHINED FILET RADII SHALL BE 1/32 6. FINAL SURFACE ROUGHNESS AVG. (Ra) SHALL BE ≤ 250 MICROINCHES 7. DIMENSIONS IN PARENTHESES ARE CRITICAL DIMENSIONS; 100% INSPECTION REQUIRED 8. A TRIANGLE DENOTES A REVISION 9. INTERPRET DRAWING PER ASME Y14.5-2009		DESCRIPTION ASSEMBLY, POWER UNIT/CONSOLE, 11 BANK, W/ 75 HP MOTOR STARTER			
DRAWN	R.CENAC	09/08/2014	SIZE		REV
CHECKED	J.KELLY	09/08/2014	PART NO.		B
APPROVED	J.KELLY	09/08/2014	RP5047-7002		B
THIRD ANGLE PROJECTION			WEIGHT	MATERIAL	
			4225 LBS.	N/A	

RELEASED FOR PRODUCTION

ITEM	QTY	P/N	DESCRIPTION	ITEM	QTY	P/N	DESCRIPTION	ITEM	QTY	P/N	DESCRIPTION
1	1	100-6500-7	WELDMENT, CONSOLE, HPU	54.12	3	PBTS-2-1-0	CONNECTOR, INSULATED, MULTI-TAP, REXEL PBTS-2-1-0	66.1	1	H12-30-FJFJ95K	3/4 HOSE X 30 LONG FJIC X FJIC 90 5000 PSI
2	3	133-6500	2-1/2" 0-3000 PSI GAUGE	54.13	1	RX-11	CONNECTOR, 1/2, REXEL CH CGB194-SA	66.2	1	H12-65-FJFJ5K	3/4 HOSE X 65 LONG FJIC X FJIC 5000 PSI
3	1	134-6500	6" 0-5000 PSI GAUGE	54.14	1	RX-12	CONNECTOR, 1/2, REXEL CGB192 SA	66.3	2	H12-67-FJFJ	3/4 HOSE X 67 LONG FJIC X FJIC 3000 PSI
4	1	135-6500	GAUGE, 2 -1/2, 5000 PSI	54.15	2	RX-13	NUT, LOCK, 1/2, STEEL, REXEL EGS L-100	66.4	2	H12-65-FJFJ	3/4 HOSE X 65 LONG FJIC X FJIC 3000 PSI
5	12	1150-A01	NUT, 6-32, STAINLESS STEEL	54.16	1	RX-18	ELBOW, PULLING, 1/2, 90 DEG, REXEL FFL-50	66.5	2	H12-63-FJFJ5K	3/4 HOSE X 63 LONG FJIC X FJIC 5000 PSI
6	12	1150-C01	BOLT, HEX, 6-32, 1 1/2, STAINLESS STEEL	54.17	1	RX-55	WIRE, SHIELDED, START/STOP, 15 FT, REXEL P09G4-18-4	66.6	1	H12-45-FJFJ9	3/4 HOSE X 45 LONG FJIC X FJIC 90 3000 PSI
7	1	7000-11	OVERLAY, BANK	54.18	1	RX-10	RECEPTACLE, FEMALE, 10A, REXEL WOO 1R3004A20A120	66.7	1	H8-57-FJFJ	1/2 HOSE X 57 LONG FJIC X FJIC
8	1	CLEBU1210-03	WELDMENT, TRAY, COMPUTER				RECEPTACLE, MALE, 10A, REXEL WOO 103002A01F030	66.8	1	H8-32-FJFJ	1/2 HOSE X 32 LONG FJIC X FJIC
9	3	CRSS20033	SCREW, MACHINE, 10-32, 1, STAINLESS STEEL	54.19	1	RX-9	ASSEMBLY, LEVEL SWITCH	66.9	2	H6-64-FJFJ	3/8 HOSE X 64 LONG FJIC X FJIC 3000 PSI (TOUGH COVER)
10	3	CRSS20045	NUT, 10-32	55	1	KITFIT-RPEPU	BELL RED GV, 1 1/4 X 1/2				
11	1	D2375	ROD WIPER, 2 3/8 ID X 2 7/8 OD X 3/8 HGT X 1/4 BASE THK.	55.1	1	1871	FITTING, REDUCER, 1/2 MNPT, 1/4 FNPT	66.10	4	H4-26-FJFJ9	1/4 HOSE X 26 LONG FJIC X FJIC 90 DEG. 3000 PSI
12	1	EBWOO 1R3004A20A120	3P 10A FEM RCPT	55.2	1	1875	FITTING, NIPPLE, 1/2, CLOSE, GALV.	66.11	1	H4-120-FJFJ	1/4 HOSE X 120 LONG FJIC X FJIC
13	1	P563268	FILTER HEAD W/ 1 1/4" FNPT PORTS	55.3	1	1872	FITTING, NIPPLE, 1/4, CLOSE, GALVANIZED	66.12	2	H4-34-FJFJ9	1/4 HOSE X 34 LONG FJIC X FJIC 90 3000 PSI
14	1	PN32-10000	PIPE NIPPLE 2 IN X 10 IN LONG	55.4	1	1873	COUPLING, MERCHANT, 1/4	66.13	1	H4-48-FJFJ9	1/4 HOSE X 48 LONG FJIC X FJIC 90 3000 PSI
15	1	RPDV5047-3501	DUMP VALVE ASSEMBLY	55.5	1	1874	PIPE NIPPLE, 1/4 X8 MNPT	66.14	2	H4-48-FJFJ	1/4 HOSE X 48 LONG FJIC X FJIC 3000 PSI
16	2	SEC-12	COVER, CLEANOUT	55.6	1	1877	PVG 32 VALVE MOUNTING PLATE	66.15	2	H4-30-FJFJ	1/4 HOSE X 30 LONG FJIC X FJIC
17	24	SST-08	SCREW, BUTON HEAD, 1/4-20/ 3/4	56	1	108-6500-02	11 BANK PVG 32 VALVE	66.16	1	H4-29-FJFJ9	1/4 HOSE X 29 LONG FJIC X FJIC 90 DEG 3000 PSI
18	1	RP480-A202010LP	BOX, ELECTRICAL, 380V TO 480V	57	1	RPV5047-7000	VALVE, SHUTTLE	66.17	1	H4-39-FJFJ	1/4 HOSE X 39 LONG FJIC X FJIC
19	2	1404	FITTING, 3/4 MNPT, 3/4 MNPT, 8, STRAIGHT, SCH80	58	4	LSV1-6T-N	COVER, BULKHEAD	66.18	1	H4-42-FJFJ9	1/4 HOSE X 42 LONG FJIC X FJIC 90 3000 PSI
20	8	1048	SCREW, HEX, 3/8 - 16, 1 1/4, STEEL, GR8	59	1	152-6500	NUT, NYLOCK, 5/16-18, GRADE 8				
21	16	1025	WASHER, FLAT, 3/8, STEEL, GR 8	60	4	214A	SCREW, HEX HEAD, 5/16-18 X 1 1/2				
22	8	213	NUT, NYLOCK, 3/8-16, GR8	61	4	124	WASHER, FLAT, 5/16, GR8				
23	1	RPTAG1	CLOCKWISE ROTATIONAL STICKER	62	8	119	SCREW, HEX HEAD, 5/16-18 X 1 1/4, GR8				
24	2	173-6500	TUBE, UPRIGHT	63	4	123	WASHER, LOCK, 5/16, GR8	67	1	PU2500-H11-01	MOTOR STARTER, 75 HP, EX 480VAC, 3PH, 50/60 HZ EXPLOSION PROOF
25	2	108	SCREW, HEX HEAD, 1/4-20, 1 3/4	64	4	1023-B	KIT, FITTING, POWER UNIT	68	1	RX-67	SWITCH, VOLTAGE INPUT
26	2	212	NUT, NYLOCK, 1/4 - 20	65	1	KITFIT-RP5047-7000	1/4" MJIC X 1/4" FNPT	69	1	PU4060-S33	SWITCH, FLOAT, 1/4 MNPT
27	14	1737	NUT, NYLOCK, 1/4-20 SS	65.1	5	4-4GTX	FITTING, 1/4 FJIC SWIVEL, 1/4 MJIC, RUN TEE	70	3	RPVBADPM-S	ASSEMBLY, RELIEF VALVE
28	1	PN20-7500	FITTING, 1 1/4 MNPT X 1 1/4 MNPT, 7.5 IN, STRAIGHT, SCH 80 (PIPE NIPPLE)	65.2	2	4R6X-S	2" STREET EL. LOW PRESSURE NIPPLE, HEX, 1 1/4"				
29	1	P165875	FILTER ELEMENT	65.3	1	1394-A	FITTING, 1/4 MNPT, 1/4 MJIC, STRAIGHT				
30	1	RP04-200	2" SWING CHECK VALVE (FLAPPER VALVE)	65.4	1	1463	PLUG, FLUSH, 1/2				
31	1	LFT-134-2	GAUGE FILTER 2 IN FACE 60 PSI .125 NPT	65.5	2	1562	FITTING, 3/4 MNPT, PLUG				
32	1	PN2-0300	PIPE NIPPLE, .125 X 3 MNPT, SCH 80	65.6	1	1609-A	FITTING, 1/2 MNPT, 1/2 MJIC, ELBOW				
33	1	PU2500-H6	Pump/ Motor Mounting Adapter SAE C 4 bolt x 7.62" long	65.7	1	1610	FITTING, 90 DEG. ELBOW, 1 1/4" MNPT X 3/4" MJIC				
34	1	7003638	HYDRAULIC PUMP 75cc, LS JRRO75C-LS-21-20-NN-N-3-S1N2 -A2N-NNN-NNN-NNN	65.8	1	1626	ADAPTER, 3/4MNPT X 3/4MJIC, STRAIGHT				
35	1	PU2500-H18	SHAFT COUPLING, PUMP, 14T, 12/24 SPLINE, MfgNo : M500A1412C	65.9	1	2501-12-20	FITTING, 3/4 FNPT, 3/4 FNPT, ELBOW 90 1/8" FNPT X 1/8" FNPT				
36	1	570H	HYTREL INSERT (SPIDER)	65.10	1	1467	FITTING, 5/8 MORB, 3/8 MJIC, 90 DEG				
37	1	PU4060-s6	MOTOR SHAFT COUPLING	65.11	1	1588	FITTING, O-RING, 1/4 x 1/4 MJIC, 90				
38	1	2STRAINER	STRAINER, SUCTION, 2 FNPT	65.12	1	1652-A	HEX NIPPLE, REDUCING, 1 MNPT X 3/4 MNPT				
39	1	W43-32-32U	FLANGE KIT 2" FNPT	65.13	1	8-10C5OX-S	FITTING, 3/4 MNPT, 3/4 MJIC				
40	1	W43-16-16U	FLANGE KIT, 1 FNPT, CODE 61	65.14	1	1486-A	PIPE NIPPLE, 2 X CLOSE, SCH 40				
41	4	202	SCREW, HEX, 5/8-11, 2 1/2, STEEL, GR8	65.15	1	1679	FITTING, 3/8 MORB, 1/4 FNPT, STRAIGHT				
42	8	195-A	FLATWASHER, 5/8	65.16	1	12CTX	FITTING, 90 DEG. ELBOW, 1/4" MJIC X 3/8" MORB				
43	8	1151	LOCKWASHER, 5/8, STEEL, GR8	65.17	1	PN32-C	FITTING, STRAIGHT, 3/8 MJIC, #10MSAE				
44	4	194	NUT, HEX, 5/8-11, STEEL, GR8	65.18	4	1725-A	FITTING, 1/2 MJIC, 5/8 MSAE (#10), STRAIGHT				
45	1	CVH05-0750N	3/4 CHECK VALVE	65.19	4	RP6801-NWO-4-6	FITTING, REDUCER, 3/4" FJIC X 1/4" MJIC				
46	1	CBCS500	CONSOLE SHIELD ASSEMBLY	65.20	14	6-10F5OX-S	FITTING, RUN TEE, 3/4" FJIC X 3/4" MJIC				
47	2	12002000	BAR, MOUNTING, HATCH COVER	65.21	2	8-10F5OX-S	FITTING, 3/4" MORB X 3/4" MJIC, STRAIGHT				
48	7	100	NUT, HEX, 1/4-20, GR8	65.22	4	2406-12-4	FITTING, 1/2 MSAE x 1/4 MJIC STRAIGHT				
49	7	101	WASHER, LOCK, 1/4, GR8	65.23	5	12R6X-S	FITTING, 3/8 MJIC, 3/8 MJIC, STRAIGHT, BULKHEAD				
50	7	104	SCREW, HEX, 1/4-20, 3/4	65.24	8	6400-12-12-O	FITTING, 1/2 MJIC, 1/2 MJIC, STRAIGHT, BULKHEAD				
51	6	SST-18	SCREW, BUTON HEAD, 1/4-20 X 1, STAINLESS	65.25	7	4-5 f50x-s	FITTING, 3/4" MORB X 3/4" MJIC, STRAIGHT				
52	1	PU4060-S31	GUAGE, LEVEL / TEMPERATURE	65.26	16	6WTX-WLN-S	FITTING, ADAPTER, 3/4 FJIC, 1/2 MJIC, 2-PC DESIGN				
53	1	PU4060-S30	FILLER CAP	65.27	4	8WTX-WLN-S	FITTING, SWIVEL, 3/4 FNPT X 3/4 FJIC, STRAIGHT				
54	1	KITRPEM-01	KIT, MOTOR, ELECTRIC, 50 HP	65.28	6	12-WTX-WLN-S	FITTING, BULKHEAD, 3/4 INCH MJIC X MJIC				
54.1	1	CB11081	BUTTON, START	65.29	16	1636	CAP, JIC, 3/8				
54.2	1	CB11080	BUTTON, STOP	65.30	10	1637	CAP, JIC, 1/2				
54.3	1	CB11085-01	CONTACT, BLOCK, NC	65.31	6	12-8TRTXN-S	FITTING, 3/8 MORB, 1/4 MJIC, STRAIGHT				
54.4	1	CB11085	CONTACT, BLOCK, NC	65.32	1	12G6X	FITTING, BULKHEAD, 3/8" MNPT X 3/8" MJIC				
54.5	1	CB11099	BUSHING, REDUCER, 2 X 1	65.33	4	4-6F5OX-S	HOSE KIT, RP STYLE HPU/ CONTROL CONSOLE ASSY (CONTINUOUSLY ROTATING HEAD)				
54.6	1	CB11099-01	FITTING, 1 CARLEX	65.34	4	6WFTX-S					
54.7	1	CB11099-03	FITTING, CARFLEX, 1, 90 DEGREE, REXEL CARLON LT20F								
54.8	1	PU5060-S2	MOTOR, ELECTRIC, 50HP, TEFC, 480 VAC, 60HZ								
54.9	1	CB11099-02	HOSE, CARFLEX, 1, 5FT LONG, REXEL CAR 15008-100								
54.10	1	RX-53	WIRE, BLACK, REXEL THHN4STRBLK500RL	66	1	KITHOSE-3502					
54.11	1	RX-54	WIRE, GREEN, 8 FT, REXEL THHN6STRGRN5000RL								

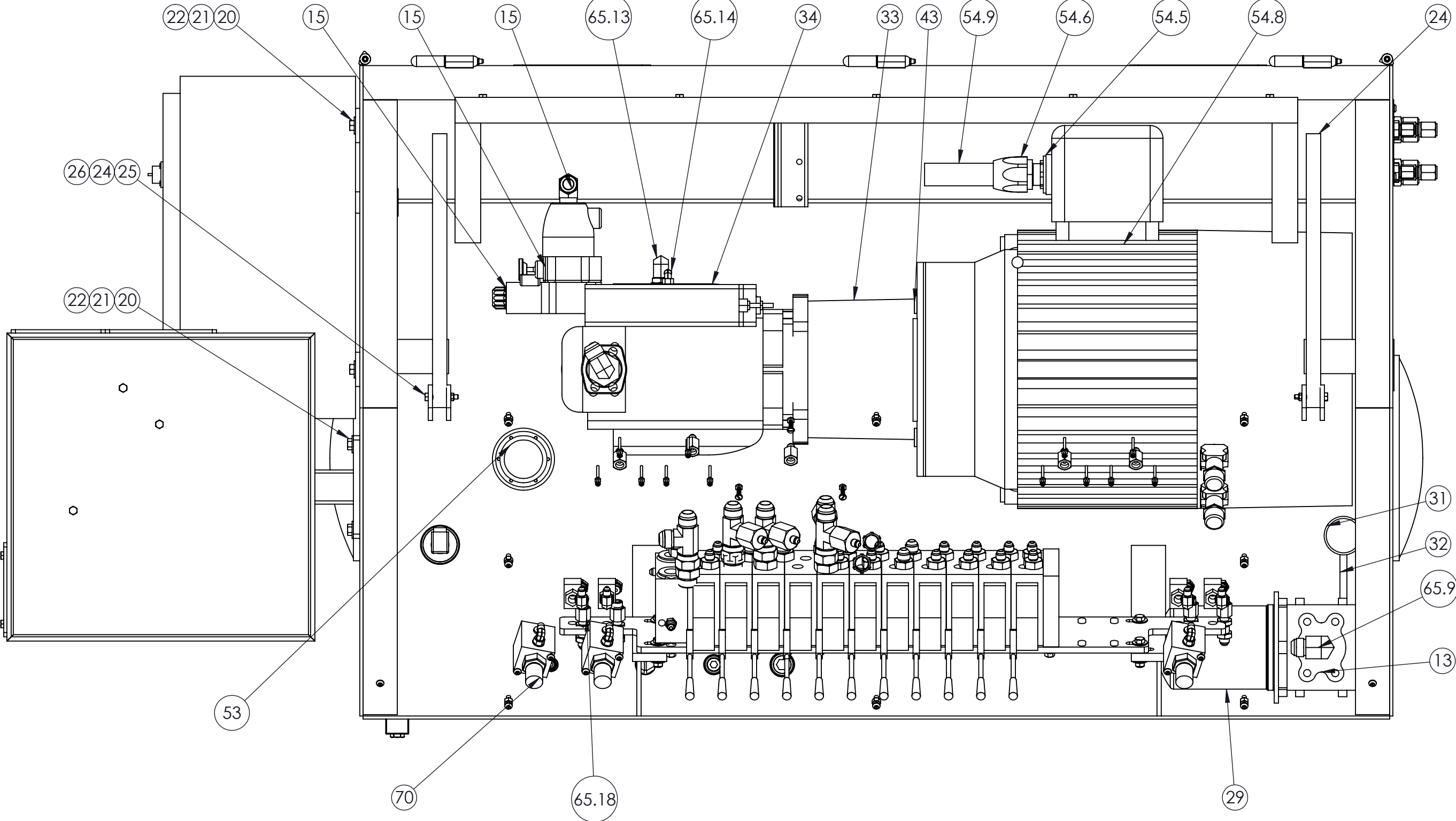


DESCRIPTION		ASSEMBLY, POWER UNIT/CONSOLE, 11 BANK, W/ 75 HP MOTOR STARTER	
SIZE	PART NO.	REV	B
B	RP5047-7002		B
MATERIAL		SHEET 2 OF 7	
N/A			



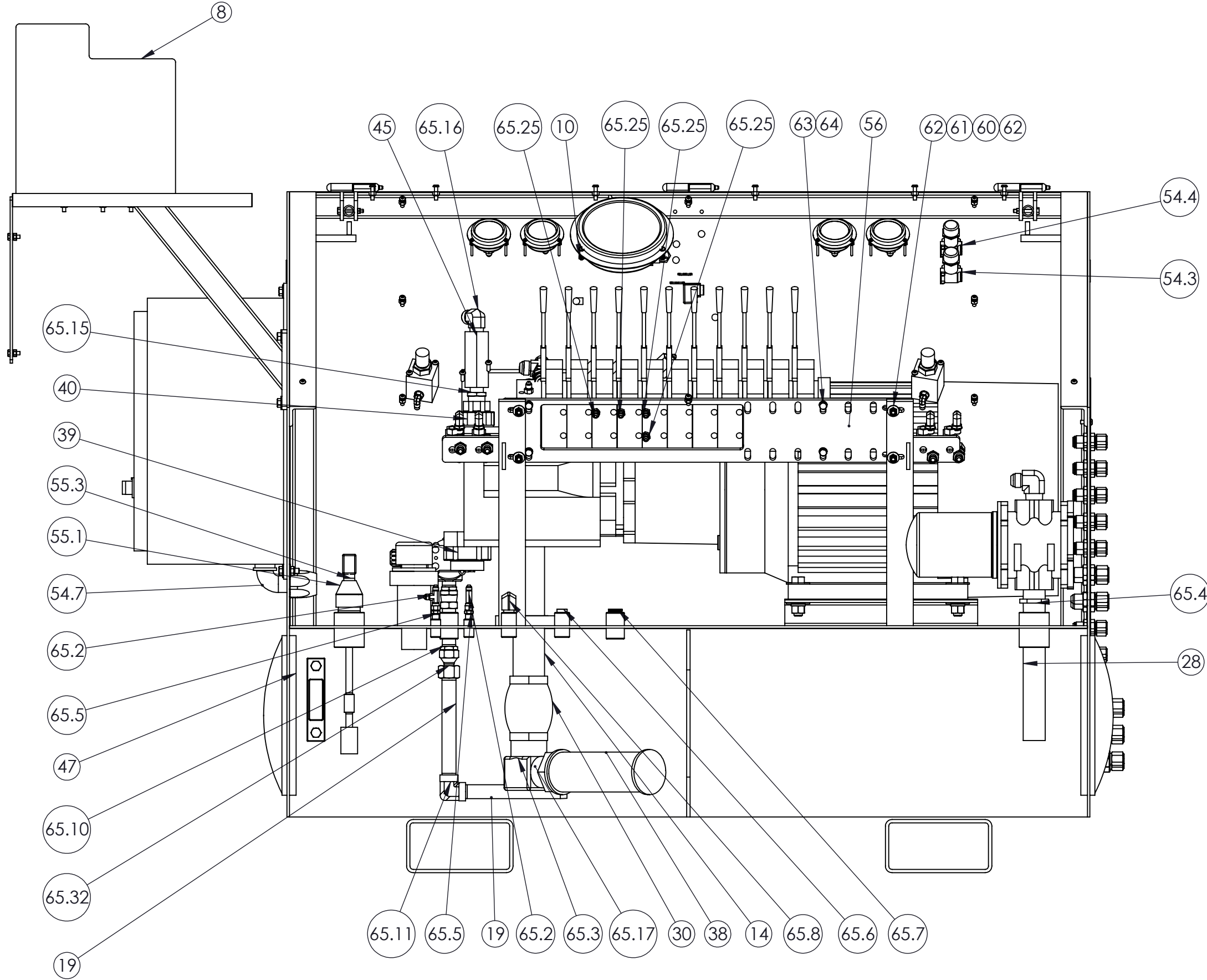
DESCRIPTION			
ASSEMBLY, POWER UNIT/CONSOLE, 11 BANK, W/ 75 HP MOTOR STARTER			
SIZE	PART NO.	REV	
B	RP5047-7002	B	
MATERIAL		SHEET 3 OF 7	
N/A			

SHOWN WITHOUT MULTIPLE PARTS FOR CLARITY



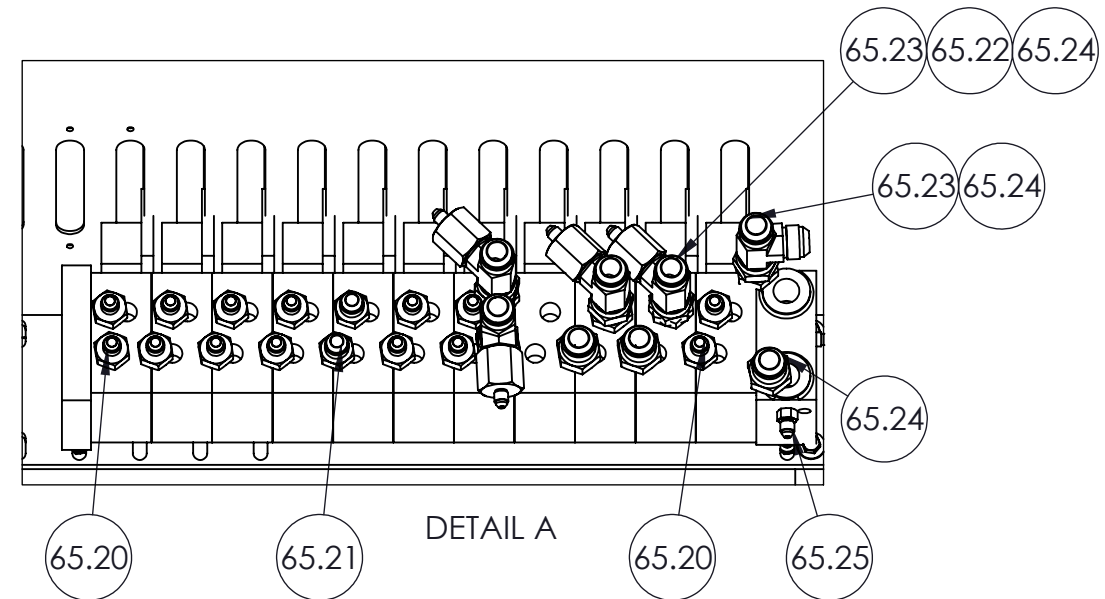
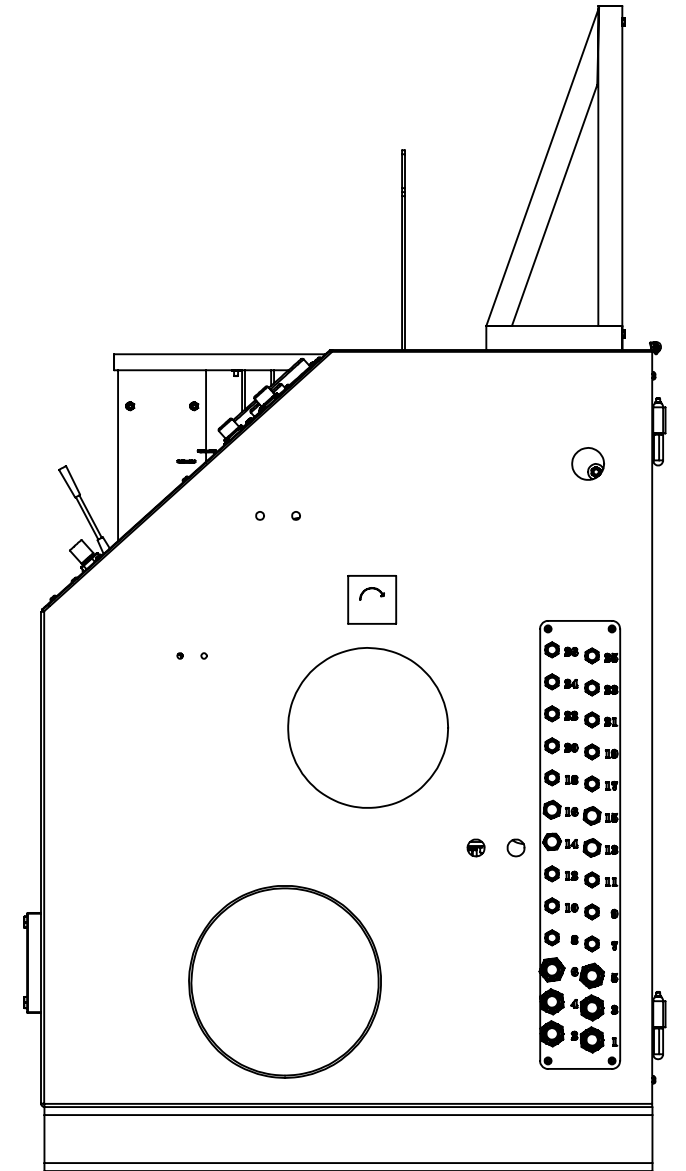
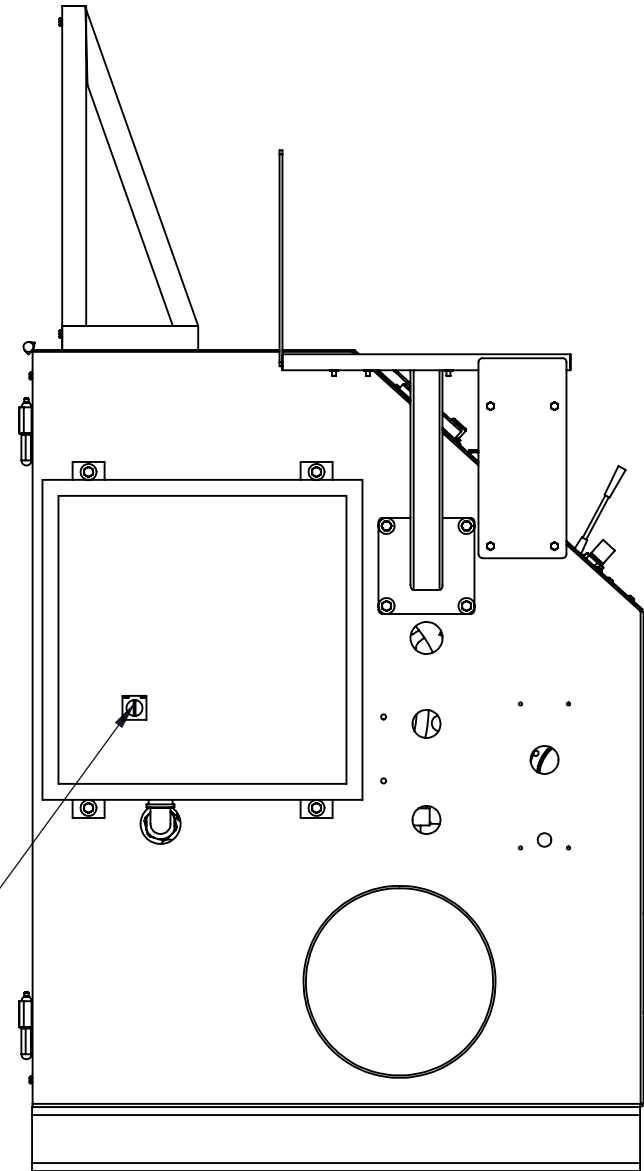
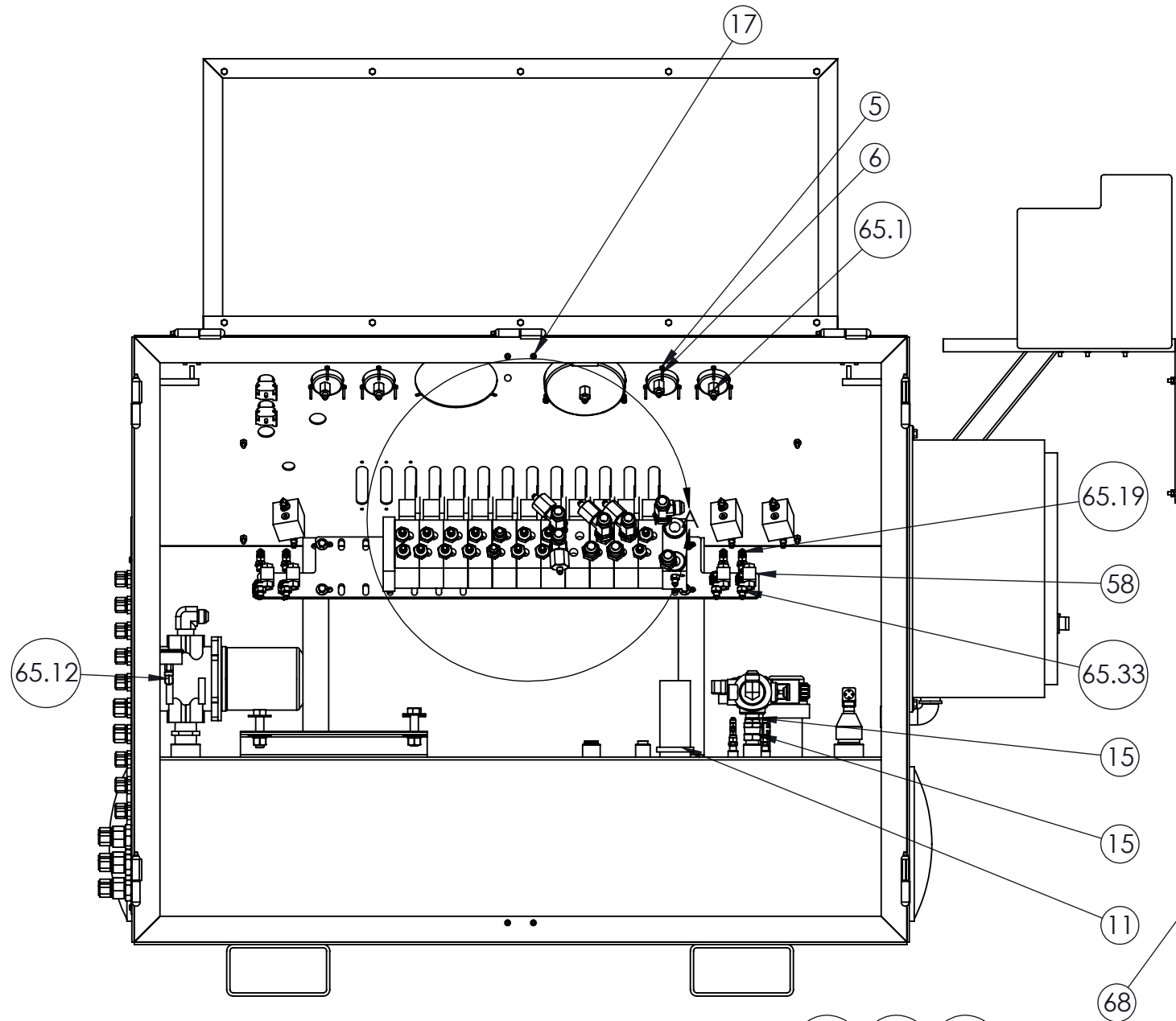
DESCRIPTION			
ASSEMBLY, POWER UNIT/CONSOLE, 11 BANK, W/ 75 HP MOTOR STARTER			
SIZE	PART NO.	REV	
B	RP5047-7002	B	
MATERIAL		SHEET 4 OF 7	
N/A			

SHOWN WITHOUT MULTIPLE PARTS FOR CLARITY



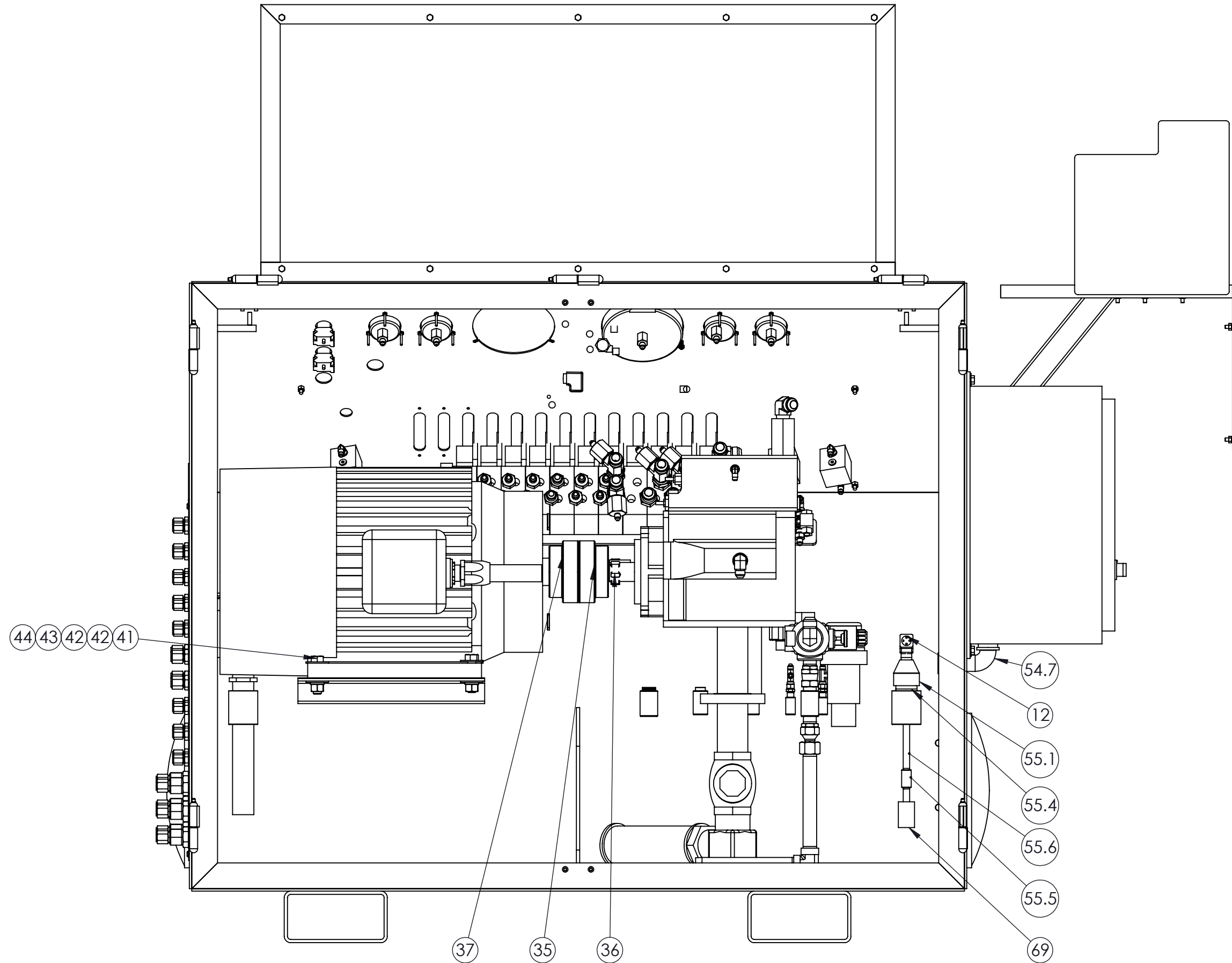
DESCRIPTION			
ASSEMBLY, POWER UNIT/CONSOLE, 11 BANK, W/ 75 HP MOTOR STARTER			
SIZE	PART NO.	REV	
B	RP5047-7002	B	
MATERIAL		SHEET 5 OF 7	
N/A			

SHOWN WITHOUT MULTIPLE PARTS FOR CLARITY



DESCRIPTION			
ASSEMBLY, POWER UNIT/CONSOLE, 11 BANK, W/ 75 HP MOTOR STARTER			
SIZE	PART NO.	REV	
B	RP5047-7002	B	
MATERIAL		SHEET 6 OF 7	
N/A			

SHOWN WITHOUT MULTIPLE PARTS FOR CLARITY



DESCRIPTION		
	ASSEMBLY, POWER UNIT/CONSOLE, 11 BANK, W/ 75 HP MOTOR STARTER	
SIZE	PART NO.	REV
B	RP5047-7002	B
MATERIAL	N/A	SHEET 7 OF 7